



9th International Workshop on the Physics of Compressible Turbulent Mixing Cambridge, UK 19-23 July 2004

Chairman: Dr. Stuart Dalziel
Department of Applied Mathematics and Theoretical Physics
The University of Cambridge
Wilberforce Road, Cambridge CB3 0WA, ENGLAND
Phone: +44 (1223) 337911; Fax: +44 (1223) 765900;
s.dalziel@damtp.cam.ac.uk

Information for Participants

There are four ways to get to Cambridge from your arrival airport: coach, train, taxi and rental car. Use of the coach or train is recommended for the majority of participants. Taxis can be very expensive unless pre-booked, and a rental car will be of relatively little use to you while in Cambridge. If you will be bringing a car and are staying at Clare College, please let me know by 9 July, if you have not already done so.

Arrival at Heathrow

By coach

There is a direct coach from Heathrow to Cambridge, running approximately hourly throughout the day and most of the night. The timetable may be found at <http://www.nationalexpress.com/>. At the Cambridge end, the coach station is centrally located and close to Clare College.

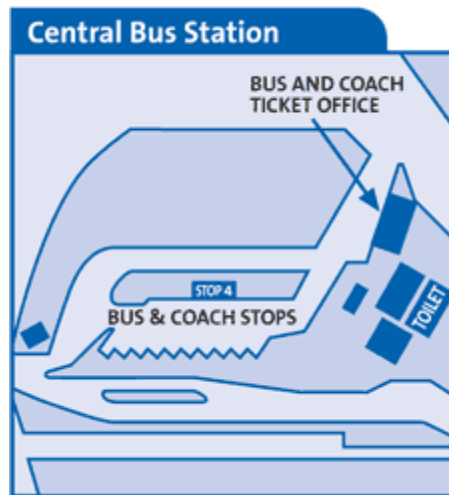
BY COACH FROM TERMINALS 1, 2 & 3

- Follow the signs to the Central Bus Station.

Depending on your starting point, this may take you through a series of underground walkways, past the Underground railway station, and to a lift up to the Central Bus Station.

- Take the JetLink 717, 787 or 797 service to Cambridge.

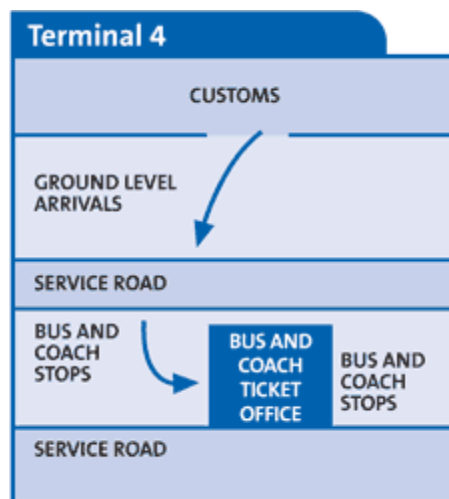
This service runs approximately hourly from 0325 to 2310. The three different route numbers take slightly different routes, but all take you to Cambridge in a little over two and a half hours. You should purchase a Return Ticket from the driver. This costs around £30.00; credit cards are accepted.



BY COACH FROM TERMINAL 4

- Follow the signs to the coach stops.

The Coach Stops are located directly outside the arrivals terminal.



- Take the JetLink 717, 787 or 797 service to Cambridge.

This service runs approximately hourly from 0325 to 2310. The three different route numbers take slightly different routes, but all take you to Cambridge in a little over two and a half hours. You should purchase a Return Ticket from the driver. This costs around £30.00; credit cards are accepted.

By train

The train is somewhat faster than the coach, but has more restricted hours and requires a change in London. Moreover, the cost is significantly higher. Signs from within any of the terminals will lead you to the station, from which you may either catch a tube on the Piccadilly Line, or the faster but more expensive Heathrow Express. In both cases you will need to change at King's Cross station, and catch a train to Cambridge. The fast trains to Cambridge take a little under an hour from King's Cross, but be aware that there are also

slower trains that take significantly longer. A timetable may be found at <http://www.nationalrail.co.uk/>).

Note that ‘engineering works’ on the train lines may disrupt your journey if on a Sunday. The disruption may be limited simply to delays, but it can sometimes require part of the journey to be by coach.

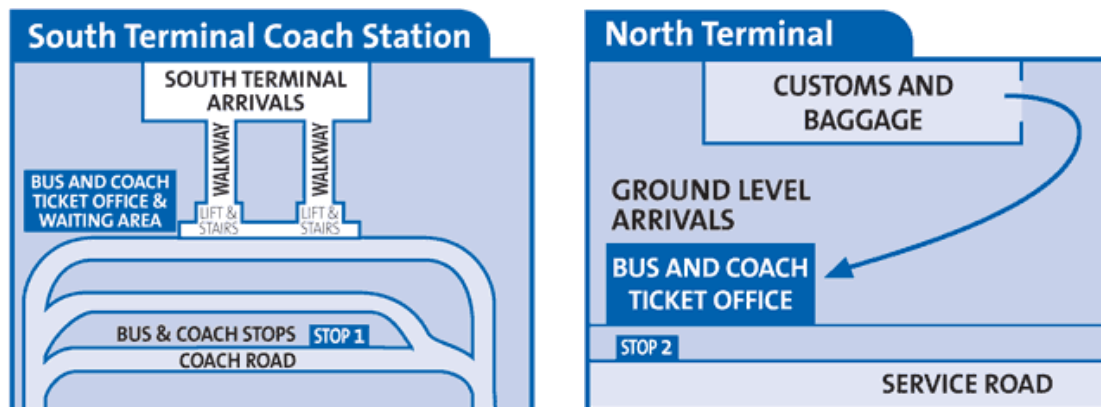
For historical reasons, the railway station in Cambridge is a little out from the city centre. Walking to hotels or Clare College from the station is not feasible unless you have very little luggage. There is, however, a taxi rack immediately outside the station.

Arrival at Gatwick

As with Heathrow, the coach represents the cheapest and simplest route to Cambridge from Gatwick Airport. However, the time difference between coach and train is somewhat larger.

By coach

- Proceed to the Coach Station, the locations of which are shown below.



- Take the JetLink 717 or 797 service to Cambridge.

This service runs approximately hourly from 0205 to 2150. The two different route numbers take slightly different routes, but both take you to Cambridge in a little under four hours. You should purchase a Return Ticket from the driver. This costs £33.50; credit cards are accepted.

By train

The train is significantly faster than the coach (around 2 rather than 4 hours), but has more restricted hours and requires a change in London. Moreover, the cost is significantly higher. Signs from within any of the terminals will lead you to the station, from which you should catch a Thames Link train to King’s Cross station where you change to catch a train to Cambridge. The fast trains to Cambridge take a little under an hour from King’s Cross, but be aware that there are also slower trains that take significantly longer. A timetable may be found at <http://www.nationalrail.co.uk/>).

Note that ‘engineering works’ on the train lines may disrupt your journey if on a Sunday. The disruption may be limited simply to delays, but it can sometimes require part of the journey to be by coach.

For historical reasons, the railway station in Cambridge is a little out from the city centre. Walking to hotels or Clare College from the station is not feasible unless you have very little luggage. There is, however, a taxi rack immediately outside the station.

Arrival at Stansted

As with the other airports, the coach represents the cheapest and simplest route to Cambridge from Stansted Airport. However, as the airport is significantly closer to Cambridge, taxis can also be a viable alternative.

By coach

- Follow the signs to the coach stops which are one level lower than the arrivals hall.
- Take the JetLink 717 or 797 service to Cambridge.

This service runs approximately hourly from 0040 to 2340. The two different services take the same route with a typical journey time of around 50 minutes. You should purchase a Return Ticket from the driver. This costs £10.50; credit cards are accepted.

By train

The train is only slightly faster and slightly more expensive than the coach, but leaves you much further from the centre of the city. Like the coach, the train operates approximately hourly, but has more restricted hours. Signs from within the terminal will lead you to the station, from which you should catch the direct train to Cambridge (the indirect ones are slower than the coach). A timetable may be found at <http://www.nationalrail.co.uk/>.

Note that ‘engineering works’ on the train lines may disrupt your journey if on a Sunday. The disruption may be limited simply to delays, but it can sometimes require part of the journey to be by coach.

For historical reasons, the railway station in Cambridge is a little out from the city centre. Walking to hotels or Clare College from the station is not feasible unless you have very little luggage. There is, however, a taxi rack immediately outside the station.

Arrival in Cambridge by coach

Coaches arrive at the Drummer Street Bus Station. It is a relatively short and pleasant walk from there to Clare College’s Memorial Court, or to one of the central hotels.

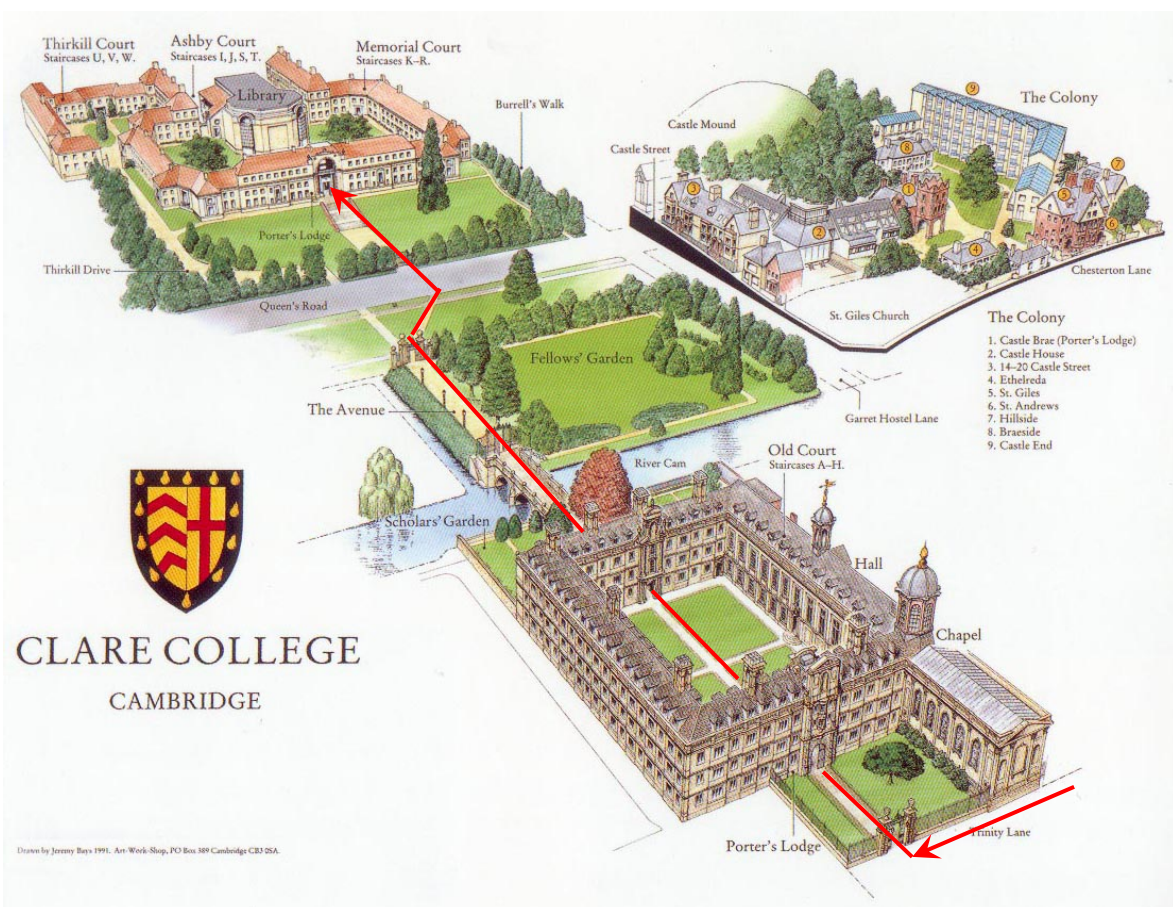
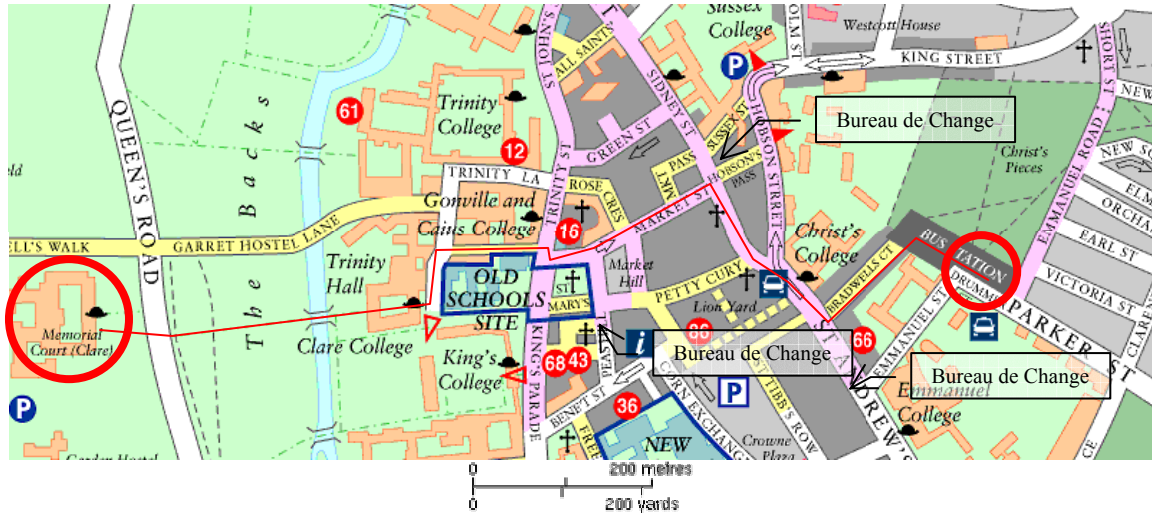
By foot

On exiting the coach (and collecting your baggage), follow the footpath to the left through the bus station, then through Bradwells Court (a covered shopping area. Turn right at the end of Bradwells Court and follow St Andrew’s Street until you see the Marks and Spencers department store on your right. Turn left down Market Street, passing the market and the Church of Great St. Mary’s on your left. On the far side of the cobbled area adjacent to the Church of Great St. Mary’s is a narrow passage way leading down beside the Senate House (marked Old Schools Site on the map below). Follow this passage to its end then turn left. The entrance to Clare College is on your right, just before the end of this street.

Accommodation for the Workshop is in Memorial Court. You can either ask at the Porters’ lodge for directions, or simply proceed straight through the main part of the college, across

the river, then straight across Queen's Road at the pedestrian lights. Memorial Court is then directly in front of you. The Porters' Lodge at the entrance to Memorial Court will issue you with room keys, *etc.*

The Porters' Lodge at Memorial Court is open 24 hours a day. However, the route through Clare College is closed late at night. If you arrive after 22:00 it is recommended that you catch a taxi from the Coach Station to Memorial Court in Queen's Road.



By taxi

The taxi stand is on the opposite side of the street to the coach stop. You should ask for “Memorial Court” in Queen’s Road. Note that there is no direct route for the taxi, so do not be alarmed if it starts heading in the opposite direction to that you expect. The cost of the taxi is likely to be around £6.00 and may take longer than the more direct pedestrian route.

The Porters’ Lodge at the entrance will issue you with room keys, *etc.*

Clare College

Those arriving on Saturday

Breakfast on Sunday morning will be available at 08:00 in the Buttery, located beneath the Great Hall in the main part of Clare College on the city side of the river.

Sunday evening

A registration desk will open in the Great Hall in the main part of Clare College at 16:00.

There will be an evening reception, beginning with drinks in the Scholars' Garden (next to the River Cam on the city side of the bridge) at 18:00, followed by a buffet in the Great Hall from 18:30.

Meals

Breakfast will be available in the Buttery from 07:45 each morning during the Workshop for those staying at Clare College.

Lunches are provided for all participants at Wolfson Court, immediately adjacent to the Workshop venue each day.

A three-course evening meal will be provided in the Great Hall (Clare College) on Monday, Tuesday and Thursday evenings both for those staying at Clare College, and for those staying elsewhere who booked this. The College Bar (located in the crypt beneath the chapel) will be open from 18:45 daily (21:00 on Wednesday).

There will be a four course banquet at 19:30 for all participants in the Great Hall on Wednesday evening. Drinks beforehand will be served in the Scholars' Garden from 19:00.

Meals are not provided in Clare College on Friday evening.

If you have not already done so, please let me know as soon as possible if you require vegetarian food or have other dietary requirements/allergies.

Contact details

Clare College
Memorial Court
Queen's Road
Cambridge CB3 9AJ

The main telephone and fax numbers for Clare College are +44 (1223) 333200 and +44 (1223) 357 664, respectively, through which participants staying at Clare may be contacted outside workshop hours. Public telephones are available in Memorial Court.

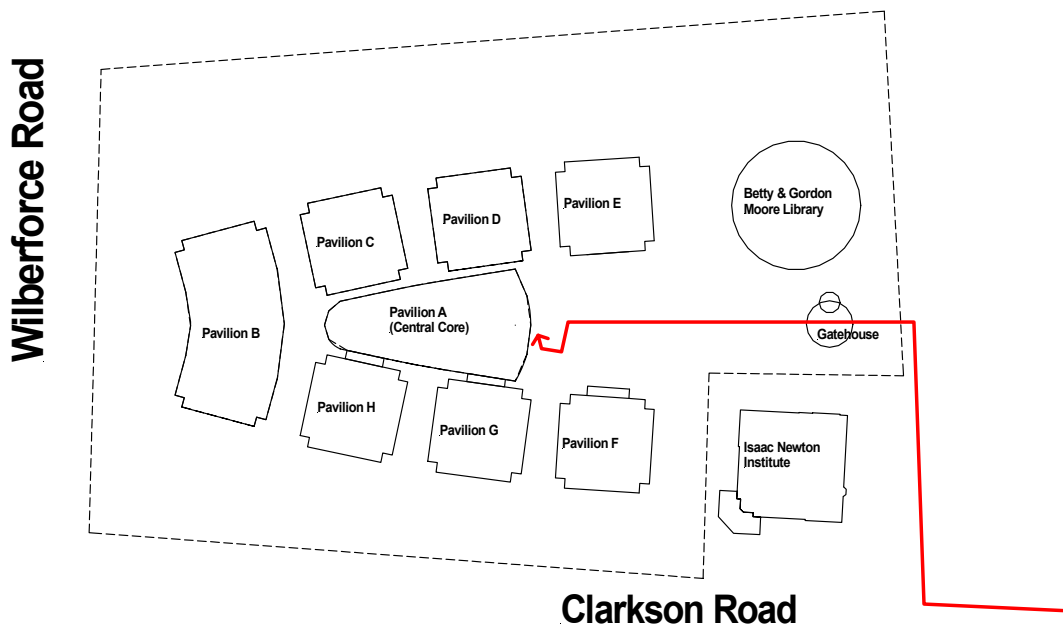
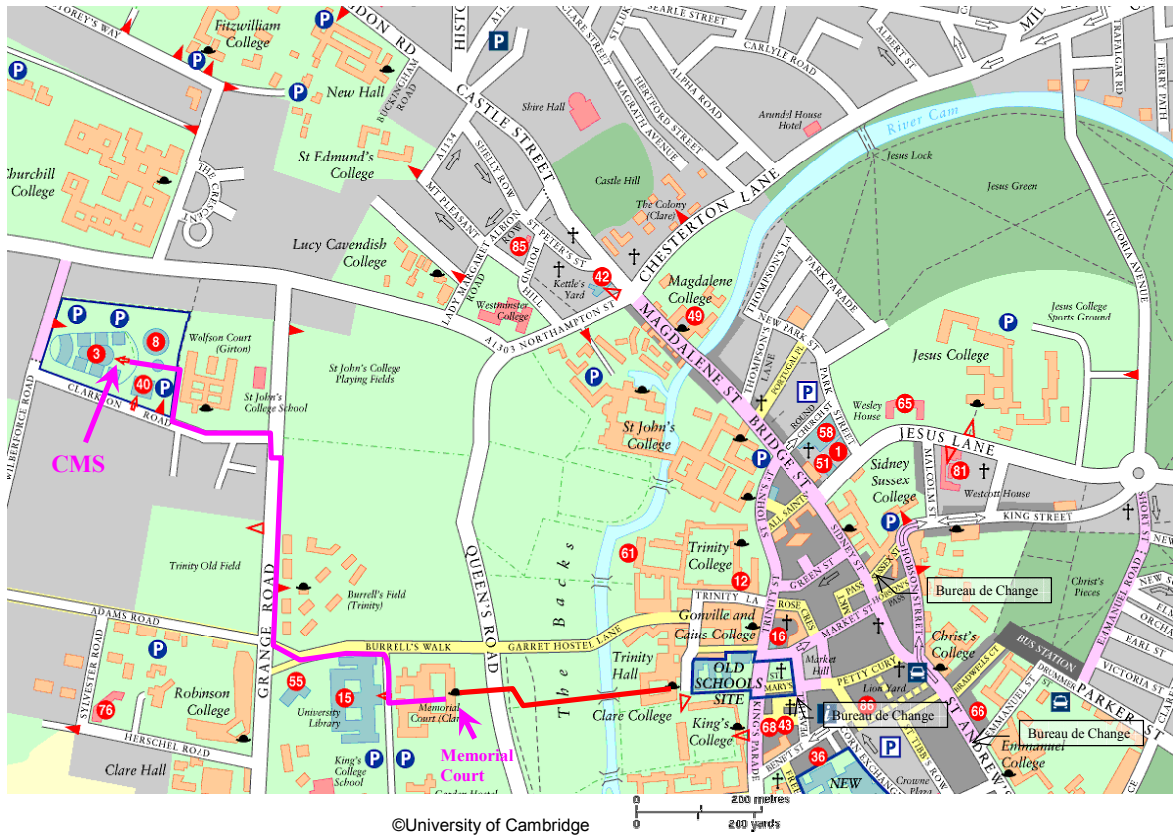
We have not arranged for internet access in Clare College, but hope to provide it at the Workshop venue at the Centre for Mathematical Sciences.

Further information is available from Clare College's web site (<http://www.clare.cam.ac.uk/>).

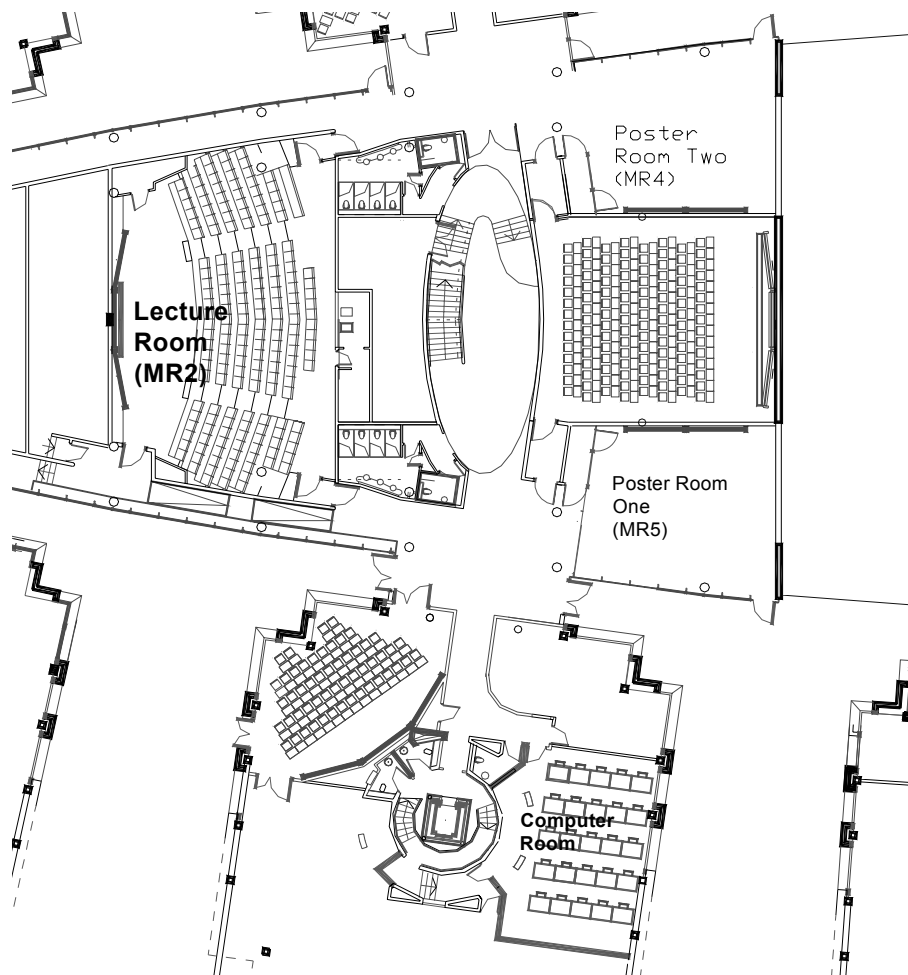
Centre for Mathematical Sciences

Location

All scientific aspects of the workshop will be held in the Centre for Mathematical Sciences (CMS). This is within easy walking distance from Memorial Court, and from nearby hotels.



By foot, the best route to CMS is via Clarkson Road. Just after Wolfson Court and before reaching the Isaac Newton Institute, turn right down a broad footpath. The gatehouse to CMS is on your left, about 80m along this path. Proceeding through the gatehouse, the main entrance to CMS is directly in front of you on the far side of the grass forecourt. Once inside, follow the signs down the staircase immediately in front of you. A registration desk will be set up at the bottom of the stairs.



All oral sessions will be held in MR2 (turn left or right at bottom of stairs). Poster sessions will be held in MR4 and MR5. Refreshments during morning and afternoon breaks will also be served in the poster rooms.

Computer access

We are hoping to be able to provide internet access from the computer room located adjacent to the meeting rooms. However, it has not yet been possible to finalise details. Unfortunately, due to local security rules, we are not able to provide either wireless access, or direct connection to the network.

Oral Presentations

Twenty minutes will be allotted for each oral presentation, with the anticipation of fifteen minutes talking, three minutes for questions, and two minutes for changeover. Audio visual aids include:

- ◇ Two overhead projectors

- ◇ Slide projector
- ◇ A data projector suitable for PC or Apple Mac
- ◇ A multi-standard (PAL/SECAM/NTSC) video player
- ◇ A PC with Power Point and Acrobat Reader installed

Unfortunately, it is not possible to have a network connection in the auditorium.

Poster presentations

Posters will be displayed in two rooms adjacent to the main auditorium and will remain displayed for the entire week. There will be two formal poster sessions (one Monday and one Tuesday), each beginning with a session where authors can talk for two minutes (and present up to two overhead transparencies) to advertise their work.

The size of poster boards is $L \times H = 1.2\text{m} \times 1.0\text{m}$ (4'x3'). This is somewhat larger than A0 landscape. You are encouraged to use laptops to enhance your poster during the formal poster sessions, but the limited availability of power outlets in the room may mean that you need to run from batteries. We will have somewhat more poster boards than posters. Hence, if you wish more space, please let me know and I shall try to accommodate.

Contact details

Messages may be left for participants by telephone at +44 (1223) 765 000, or faxed to +44 (1223) 765 900. To ensure speedy delivery it is important to ensure that they are marked with IWPCTM9.