

# Dynamics and Relativity

University of Cambridge Part IA Mathematical Tripos

---

**David Tong**

*Department of Applied Mathematics and Theoretical Physics,  
Centre for Mathematical Sciences,  
Wilberforce Road,  
Cambridge, CB3 0BA, UK*

<http://www.damtp.cam.ac.uk/user/tong/relativity.html>  
[d.tong@damtp.cam.ac.uk](mailto:d.tong@damtp.cam.ac.uk)

## Recommended Books and Resources

- Tom Kibble and Frank Berkshire, “*Classical Mechanics*”
- Douglas Gregory, “*Classical Mechanics*”

Both of these books are well written and do an excellent job of explaining the fundamentals of classical mechanics. If you’re struggling to understand some of the basic concepts, these are both good places to turn.

- S. Chandrasekhar, “*Newton’s Principia (for the common reader)*”

Want to hear about Newtonian mechanics straight from the horse’s mouth? This is an annotated version of the Principia with commentary by the Nobel prize winning astrophysicist Chandrasekhar who walks you through Newton’s geometrical proofs. Although, in fairness, Newton is sometimes easier to understand than Chandra.

- A.P. French, “*Special Relativity*”

A clear introduction, covering the theory in some detail.

- Wolfgang Pauli, “*Theory of Relativity*”

Pauli was one of the founders of quantum mechanics and one of the great physicists of the last century. Much of this book was written when he was just 21. It remains one of the most authoritative and scholarly accounts of special relativity. It’s not for the faint of heart. (But it is cheap).

A number of excellent lecture notes are available on the web. Links can be found on the course webpage: <http://www.damtp.cam.ac.uk/user/tong/relativity.html>

---

## Contents

<b>1. Newtonian Mechanics</b>	<b>1</b>
1.1 Newton's Laws of Motion	2
1.1.1 Newton's Laws	3
1.2 Inertial Frames and Newton's First Law	4
1.2.1 Galilean Relativity	5
1.3 Newton's Second Law	8
1.4 Looking Forwards: The Validity of Newtonian Mechanics	9
<b>2. Forces</b>	<b>11</b>
2.1 Potentials in One Dimension	11
2.1.1 Moving in a Potential	13
2.1.2 Equilibrium: Why (Almost) Everything is a Harmonic Oscillator	16
2.2 Potentials in Three Dimensions	18
2.2.1 Central Forces	20
2.2.2 Angular Momentum	21
2.3 Gravity	22
2.3.1 The Gravitational Field	22
2.3.2 Escape Velocity	24
2.3.3 Inertial vs Gravitational Mass	25
2.4 Electromagnetism	26
2.4.1 The Electric Field of a Point Charge	27
2.4.2 Circles in a Constant Magnetic Field	28
2.4.3 An Aside: Maxwell's Equations	31
2.5 Friction	31
2.5.1 Dry Friction	31
2.5.2 Fluid Drag	32
2.5.3 The Damped Harmonic Oscillator	33
2.5.4 Terminal Velocity with Quadratic Friction	34
<b>3. Interlude: Dimensional Analysis</b>	<b>40</b>

<b>4. Central Forces</b>	<b>48</b>
4.1 Polar Coordinates in the Plane	48
4.2 Back to Central Forces	50
4.2.1 The Effective Potential: Getting a Feel for Orbits	52
4.2.2 The Stability of Circular Orbits	53
4.3 The Orbit Equation	55
4.3.1 The Kepler Problem	56
4.3.2 Kepler's Laws of Planetary Motion	60
4.3.3 Orbital Precession	62
4.4 Scattering: Throwing Stuff at Other Stuff	63
4.4.1 Rutherford Scattering	65
<b>5. Systems of Particles</b>	<b>67</b>
5.1 Centre of Mass Motion	67
5.1.1 Conservation of Momentum	68
5.1.2 Angular Momentum	68
5.1.3 Energy	69
5.1.4 In Praise of Conservation Laws	70
5.1.5 Why the Two Body Problem is Really a One Body Problem	71
5.2 Collisions	72
5.2.1 Bouncing Balls	73
5.2.2 More Bouncing Balls and the Digits of $\pi$	74
5.3 Variable Mass Problems	76
5.3.1 Rockets: Things Fall Apart	77
5.3.2 Avalanches: Stuff Gathering Other Stuff	80
5.4 Rigid Bodies	81
5.4.1 Angular Velocity	82
5.4.2 The Moment of Inertia	82
5.4.3 Parallel Axis Theorem	85
5.4.4 The Inertia Tensor	87
5.4.5 Motion of Rigid Bodies	88
<b>6. Non-Inertial Frames</b>	<b>93</b>
6.1 Rotating Frames	93
6.1.1 Velocity and Acceleration in a Rotating Frame	94
6.2 Newton's Equation of Motion in a Rotating Frame	95
6.3 Centrifugal Force	97
6.3.1 An Example: Apparent Gravity	97

6.4	Coriolis Force	99
6.4.1	Particles, Baths and Hurricanes	100
6.4.2	Balls and Towers	102
6.4.3	Foucault's Pendulum	103
6.4.4	Larmor Precession	106
<b>7.</b>	<b>Special Relativity</b>	<b>107</b>
7.1	Lorentz Transformations	108
7.1.1	Lorentz Transformations in Three Spatial Dimensions	111
7.1.2	Spacetime Diagrams	112
7.1.3	A History of Light Speed	113
7.2	Relativistic Physics	115
7.2.1	Simultaneity	115
7.2.2	Causality	117
7.2.3	Time Dilation	118
7.2.4	Length Contraction	122
7.2.5	Addition of Velocities	124
7.3	The Geometry of Spacetime	125
7.3.1	The Invariant Interval	125
7.3.2	The Lorentz Group	128
7.3.3	A Rant: Why $c = 1$	131
7.4	Relativistic Kinematics	132
7.4.1	Proper Time	133
7.4.2	4-Velocity	134
7.4.3	4-Momentum	136
7.4.4	Massless Particles	138
7.4.5	Newton's Laws of Motion	140
7.4.6	Acceleration	141
7.4.7	Indices Up, Indices Down	144
7.5	Particle Physics	145
7.5.1	Particle Decay	146
7.5.2	Particle Collisions	147
7.6	Spinors	150
7.6.1	The Lorentz Group and $SL(2, \mathbf{C})$	151
7.6.2	What the Observer Actually Observes	154
7.6.3	Spinors	159

---

## Acknowledgements

I inherited this course from Stephen Siklos. His excellent set of printed lecture notes form the backbone of these notes and can be found at:

<http://www.damtp.cam.ac.uk/user/stcs/dynamics.html>

I'm grateful to the students, and especially Henry Mak, for pointing out typos and corrections. My thanks to Alex Considine for putting up with the lost weekends while these lectures were written.

# 1. Newtonian Mechanics

Classical mechanics is an ambitious theory. Its purpose is to predict the future and reconstruct the past, to determine the history of every particle in the Universe.

In this course, we will cover the basics of classical mechanics as formulated by Galileo and Newton. Starting from a few simple axioms, Newton constructed a mathematical framework which is powerful enough to explain a broad range of phenomena, from the orbits of the planets, to the motion of the tides, to the scattering of elementary particles. Before it can be applied to any specific problem, the framework needs just a single input: a force. With this in place, it is merely a matter of turning a mathematical handle to reveal what happens next.

We start this course by exploring the framework of Newtonian mechanics, understanding the axioms and what they have to tell us about the way the Universe works. We then move on to look at a number of forces that are at play in the world. Nature is kind and the list is surprisingly short. Moreover, many of forces that arise have special properties, from which we will see new concepts emerging such as energy and conservation principles. Finally, for each of these forces, we turn the mathematical handle. We turn this handle many many times. In doing so, we will see how classical mechanics is able to explain large swathes of what we see around us.

Despite its wild success, Newtonian mechanics is not the last word in theoretical physics. It struggles in extremes: the realm of the very small, the very heavy or the very fast. We finish these lectures with an introduction to special relativity, the theory which replaces Newtonian mechanics when the speed of particles is comparable to the speed of light. We will see how our common sense ideas of space and time are replaced by something more intricate and more beautiful, with surprising consequences. Time goes slow for those on the move; lengths get smaller; mass is merely another form of energy.

Ultimately, the framework of classical mechanics falls short of its ambitious goal to tell the story of every particle in the Universe. Yet it provides the basis for all that follows. Some of the Newtonian ideas do not survive to later, more sophisticated, theories of physics. Even the seemingly primary idea of force will fall by the wayside. Instead other concepts that we will meet along the way, most notably energy, step to the fore. But all subsequent theories are built on the Newtonian foundation.

Moreover, developments in the past 300 years have confirmed what is perhaps the most important legacy of Galileo and Newton: the laws of Nature are written in the

language of mathematics. This is one of the great insights of human civilisation. It has ushered in scientific, industrial and technological revolutions. It has given us a new way to look at the Universe. And, most crucially of all, it means that the power to predict the future lies in hands of mathematicians rather than, say, astrologers. In this course, we take the first steps towards grasping this power.

## 1.1 Newton's Laws of Motion

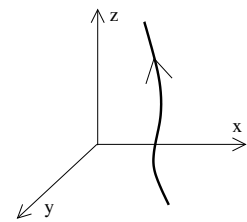
Classical mechanics is all about the motion of particles. We start with a definition.

**Definition:** A *particle* is an object of insignificant size. This means that if you want to say what a particle looks like at a given time, the only information you have to specify is its position.

During this course, we will treat electrons, tennis balls, falling cats and planets as particles. In all of these cases, this means that we only care about the position of the object and our analysis will not, for example, be able to say anything about the look on the cat's face as it falls. However, it's not immediately obvious that we can meaningfully assign a single position to a complicated object such as a spinning, mewling cat. Should we describe its position as the end of its tail or the tip of its nose? We will not provide an immediate answer to this question, but we will return to it in Section 5 where we will show that any object can be treated as a point-like particle if we look at the motion of its centre of mass.

To describe the position of a particle we need a *reference frame*. This is a choice of origin, together with a set of axes which, for now, we pick to be Cartesian. With respect to this frame, the position of a particle is specified by a vector  $\mathbf{x}$ , which we denote using bold font. Since the particle moves, the position depends on time, resulting in a *trajectory* of the particle described by

$$\mathbf{x} = \mathbf{x}(t)$$



**Figure 1:**

In these notes we will also use both the notation  $\mathbf{x}(t)$  and  $\mathbf{r}(t)$  to describe the trajectory of a particle.

The *velocity* of a particle is defined to be

$$\mathbf{v} \equiv \frac{d\mathbf{x}(t)}{dt}$$



Throughout these notes, we will often denote differentiation with respect to time by a “dot” above the variable. So we will also write  $\mathbf{v} = \dot{\mathbf{x}}$ . The acceleration of the particle is defined to be

$$\mathbf{a} \equiv \ddot{\mathbf{x}} = \frac{d^2\mathbf{x}(t)}{dt^2}$$

### A Comment on Vector Differentiation

The derivative of a vector is defined by differentiating each of the components. So, if  $\mathbf{x} = (x_1, x_2, x_3)$  then

$$\frac{d\mathbf{x}}{dt} = \left( \frac{dx_1}{dt}, \frac{dx_2}{dt}, \frac{dx_3}{dt} \right)$$

Geometrically, the derivative of a path  $\mathbf{x}(t)$  lies tangent to the path (a fact that you will see in the [Vector Calculus](#) course).

In this course, we will be working with vector differential equations. These should be viewed as three, coupled differential equations – one for each component. We will frequently come across situations where we need to differentiate vector dot-products and cross-products. The meaning of these is easy to see if we use the chain rule on each component. For example, given two vector functions of time,  $\mathbf{f}(t)$  and  $\mathbf{g}(t)$ , we have

$$\frac{d}{dt}(\mathbf{f} \cdot \mathbf{g}) = \frac{d\mathbf{f}}{dt} \cdot \mathbf{g} + \mathbf{f} \cdot \frac{d\mathbf{g}}{dt}$$

and

$$\frac{d}{dt}(\mathbf{f} \times \mathbf{g}) = \frac{d\mathbf{f}}{dt} \times \mathbf{g} + \mathbf{f} \times \frac{d\mathbf{g}}{dt}$$

As usual, it doesn’t matter what order we write the terms in the dot product, but we have to be more careful with the cross product because, for example,  $d\mathbf{f}/dt \times \mathbf{g} = -\mathbf{g} \times d\mathbf{f}/dt$ .

#### 1.1.1 Newton’s Laws

Newtonian mechanics is a framework which allows us to determine the trajectory  $\mathbf{x}(t)$  of a particle in any given situation. This framework is usually presented as three axioms known as Newton’s laws of motion. They look something like:

- **N1:** Left alone, a particle moves with constant velocity.
- **N2:** The acceleration (or, more precisely, the rate of change of momentum) of a particle is proportional to the force acting upon it.

- **N3:** Every action has an equal and opposite reaction.

While it is worthy to try to construct axioms on which the laws of physics rest, the trite, minimalistic attempt above falls somewhat short. For example, on first glance, it appears that the first law is nothing more than a special case of the second law. (If the force vanishes, the acceleration vanishes which is the same thing as saying that the velocity is constant). But the truth is somewhat more subtle. In what follows we will take a closer look at what really underlies Newtonian mechanics.

## 1.2 Inertial Frames and Newton's First Law

Placed in the historical context, it is understandable that Newton wished to stress the first law. It is a rebuttal to the Aristotelian idea that, left alone, an object will naturally come to rest. Instead, as Galileo had previously realised, the natural state of an object is to travel with constant speed. This is the essence of the law of inertia.

However, these days we're not bound to any Aristotelian dogma. Do we really need the first law? The answer is yes, but it has a somewhat different meaning.

We've already introduced the idea of a frame of reference: a Cartesian coordinate system in which you measure the position of the particle. But for most reference frames you can think of, Newton's first law is obviously incorrect. For example, suppose the coordinate system that I'm measuring from is rotating. Then, everything will appear to be spinning around me. If I measure a particle's trajectory in my coordinates as  $\mathbf{x}(t)$ , then I certainly won't find that  $d^2\mathbf{x}/dt^2 = 0$ , even if I leave the particle alone. In rotating frames, particles do not travel at constant velocity.

We see that if we want Newton's first law to fly at all, we must be more careful about the kind of reference frames we're talking about. We define an *inertial reference frame* to be one in which particles do indeed travel at constant velocity when the force acting on it vanishes. In other words, in an inertial frame

$$\ddot{\mathbf{x}} = 0 \quad \text{when} \quad \mathbf{F} = 0$$

The true content of Newton's first law can then be better stated as

- **N1 Revisited:** Inertial frames exist.

These inertial frames provide the setting for all that follows. For example, the second law — which we shall discuss shortly — should be formulated in inertial frames.

One way to ensure that you are in an inertial frame is to insist that you are left alone yourself: fly out into deep space, far from the effects of gravity and other influences, turn off your engines and sit there. This is an inertial frame. However, for most purposes it will suffice to treat axes of the room you're sitting in as an inertial frame. Of course, these axes are stationary with respect to the Earth and the Earth is rotating, both about its own axis and about the Sun. This means that the Earth does not quite provide an inertial frame and we will study the consequences of this in Section 6.

### 1.2.1 Galilean Relativity

Inertial frames are not unique. Given one inertial frame,  $S$ , in which a particle has coordinates  $\mathbf{x}(t)$ , we can always construct another inertial frame  $S'$  in which the particle has coordinates  $\mathbf{x}'(t)$  by any combination of the following transformations,

- Translations:  $\mathbf{x}' = \mathbf{x} + \mathbf{a}$ , for constant  $\mathbf{a}$ .
- Rotations:  $\mathbf{x}' = R\mathbf{x}$ , for a  $3 \times 3$  matrix  $R$  obeying  $R^T R = 1$ . (This also allows for reflections if  $\det R = -1$ , although our interest will primarily be on continuous transformations).
- Boosts:  $\mathbf{x}' = \mathbf{x} + \mathbf{v}t$ , for constant velocity  $\mathbf{v}$ .

It is simple to prove that all of these transformations map one inertial frame to another. Suppose that a particle moves with constant velocity with respect to frame  $S$ , so that  $d^2\mathbf{x}/dt^2 = 0$ . Then, for each of the transformations above, we also have  $d^2\mathbf{x}'/dt^2 = 0$  which tells us that the particle also moves at constant velocity in  $S'$ . Or, in other words, if  $S$  is an inertial frame then so too is  $S'$ . The three transformations generate a group known as the *Galilean group*.

The three transformations above are not quite the unique transformations that map between inertial frames. But, for most purposes, they are the only interesting ones! The others are transformations of the form  $\mathbf{x}' = \lambda\mathbf{x}$  for some  $\lambda \in \mathbf{R}$ . This is just a trivial rescaling of the coordinates. For example, we may choose to measure distances in  $S$  in units of meters and distances in  $S'$  in units of parsecs.

We have already mentioned that Newton's second law is to be formulated in an inertial frame. But, importantly, it doesn't matter which inertial frame. In fact, this is true for all laws of physics: they are the same in any inertial frame. This is known as the *principle of relativity*. The three types of transformation laws that make up the Galilean group map from one inertial frame to another. Combined with the principle of relativity, each is telling us something important about the Universe

- Translations: There is no special point in the Universe.
- Rotations: There is no special direction in the Universe.
- Boosts: There is no special velocity in the Universe

The first two are fairly unsurprising: position is relative; direction is relative. The third perhaps needs more explanation. Firstly, it is telling us that there is no such thing as “absolutely stationary”. You can only be stationary *with respect* to something else. Although this is true (and continues to hold in subsequent laws of physics) it is not true that there is no special speed in the Universe. The speed of light is special. We will see how this changes the principle of relativity in Section 7.

So position, direction and velocity are relative. But acceleration is not. You do not have to accelerate relative to something else. It makes perfect sense to simply say that you are accelerating or you are not accelerating. In fact, this brings us back to Newton’s first law: if you are not accelerating, you are sitting in an inertial frame.

The principle of relativity is usually associated to Einstein, but in fact dates back at least as far as Galileo. In his book, “*Dialogue Concerning the Two Chief World Systems*”, Galileo has the character Salviati talk about the relativity of boosts,

Shut yourself up with some friend in the main cabin below decks on some large ship, and have with you there some flies, butterflies, and other small flying animals. Have a large bowl of water with some fish in it; hang up a bottle that empties drop by drop into a wide vessel beneath it. With the ship standing still, observe carefully how the little animals fly with equal speed to all sides of the cabin. The fish swim indifferently in all directions; the drops fall into the vessel beneath; and, in throwing something to your friend, you need throw it no more strongly in one direction than another, the distances being equal; jumping with your feet together, you pass equal spaces in every direction. When you have observed all these things carefully (though doubtless when the ship is standing still everything must happen in this way), have the ship proceed with any speed you like, so long as the motion is uniform and not fluctuating this way and that. You will discover not the least change in all the effects named, nor could you tell from any of them whether the ship was moving or standing still.

*Galileo Galilei, 1632*

## Absolute Time

There is one last issue that we have left implicit in the discussion above: the choice of time coordinate  $t$ . If observers in two inertial frames,  $S$  and  $S'$ , fix the units – seconds, minutes, hours – in which to measure the duration time then the only remaining choice they can make is when to start the clock. In other words, the time variable in  $S$  and  $S'$  differ only by

$$t' = t + t_0$$

This is sometimes included among the transformations that make up the Galilean group.

The existence of a uniform time, measured equally in all inertial reference frames, is referred to as *absolute time*. It is something that we will have to revisit when we discuss special relativity. As with the other Galilean transformations, the ability to shift the origin of time is reflected in an important property of the laws of physics. The fundamental laws don't care when you start the clock. All evidence suggests that the laws of physics are the same today as they were yesterday. They are time translationally invariant.

## Cosmology

Notably, the Universe itself breaks several of the Galilean transformations. There was a very special time in the Universe, around 13.7 billion years ago. This is the time of the Big Bang (which, loosely translated, means “we don't know what happened here”).

Similarly, there is one inertial frame in which the background Universe is stationary. The “background” here refers to the sea of photons at a temperature of  $2.7\text{ K}$  which fills the Universe, known as the Cosmic Microwave Background Radiation. This is the afterglow of the fireball that filled all of space when the Universe was much younger. Different inertial frames are moving relative to this background and measure the radiation differently: the radiation looks more blue in the direction that you're travelling, redder in the direction that you've come from. There is an inertial frame in which this background radiation is uniform, meaning that it is the same colour in all directions.

To the best of our knowledge however, the Universe defines neither a special point, nor a special direction. It is, to very good approximation, homogeneous and isotropic.

However, it's worth stressing that this discussion of cosmology in no way invalidates the principle of relativity. All laws of physics are the same regardless of which inertial frame you are in. Overwhelming evidence suggests that the laws of physics are the

same in far flung reaches of the Universe. They were the same in first few microseconds after the Big Bang as they are now.

### 1.3 Newton's Second Law

The second law is the meat of the Newtonian framework. It is the famous “ $F = ma$ ”, which tells us how a particle's motion is affected when subjected to a force  $\mathbf{F}$ . The correct form of the second law is

$$\frac{d}{dt}(m\dot{\mathbf{x}}) = \mathbf{F}(\mathbf{x}, \dot{\mathbf{x}}) \quad (1.1)$$

This is usually referred to as the *equation of motion*. The quantity in brackets is called the *momentum*,

$$\mathbf{p} \equiv m\dot{\mathbf{x}}$$

Here  $m$  is the mass of the particle or, more precisely, the *inertial mass*. It is a measure of the reluctance of the particle to change its motion when subjected to a given force  $\mathbf{F}$ . In most situations, the mass of the particle does not change with time. In this case, we can write the second law in the more familiar form,

$$m\ddot{\mathbf{x}} = \mathbf{F}(\mathbf{x}, \dot{\mathbf{x}}) \quad (1.2)$$

For much of this course, we will use the form (1.2) of the equation of motion. However, in Section 5.3, we will briefly look at a few cases where masses are time dependent and we need the more general form (1.1).

Newton's second law doesn't actually tell us anything until someone else tells us what the force  $\mathbf{F}$  is in any given situation. We will describe several examples in the next section. In general, the force can depend on the position  $\mathbf{x}$  and the velocity  $\dot{\mathbf{x}}$  of the particle, but does not depend on any higher derivatives. We could also, in principle, consider forces which include an explicit time dependence,  $\mathbf{F}(\mathbf{x}, \dot{\mathbf{x}}, t)$ , although we won't do so in these lectures. Finally, if more than one (independent) force is acting on the particle, then we simply take their sum on the right-hand side of (1.2).

The single most important fact about Newton's equation is that it is a *second order* differential equation. This means that we will have a unique solution only if we specify two initial conditions. These are usually taken to be the position  $\mathbf{x}(t_0)$  and the velocity  $\dot{\mathbf{x}}(t_0)$  at some initial time  $t_0$ . However, exactly what boundary conditions you must choose in order to figure out the trajectory depends on the problem you are trying to solve. It is not unusual, for example, to have to specify the position at an initial time  $t_0$  and final time  $t_f$  to determine the trajectory.

The fact that the equation of motion is second order is a deep statement about the Universe. It carries over, in essence, to all other laws of physics, from quantum mechanics to general relativity to particle physics. Indeed, the fact that all initial conditions must come in pairs — two for each “degree of freedom” in the problem — has important ramifications for later formulations of both classical and quantum mechanics.

For now, the fact that the equations of motion are second order means the following: if you are given a snapshot of some situation and asked “what happens next?” then there is no way of knowing the answer. It’s not enough just to know the positions of the particles at some point of time; you need to know their velocities too. However, once both of these are specified, the future evolution of the system is fully determined for all time.

## 1.4 Looking Forwards: The Validity of Newtonian Mechanics

Although Newton’s laws of motion provide an excellent approximation to many phenomena, when pushed to extreme situation they are found wanting. Broadly speaking, there are three directions in which Newtonian physics needs replacing with a different framework: they are

- When particles travel at speeds close to the speed light,  $c \approx 3 \times 10^8 \text{ ms}^{-1}$ , the Newtonian concept of absolute time breaks down and Newton’s laws need modification. The resulting theory is called special relativity and will be described in Section 7. As we will see, although the relationship between space and time is dramatically altered in special relativity, much of the framework of Newtonian mechanics survives unscathed.
- On very small scales, much more radical change is needed. Here the whole framework of classical mechanics breaks down so that even the most basic concepts, such as the trajectory of a particle, become ill-defined. The new framework that holds on these small scales is called quantum mechanics. Nonetheless, there are quantities which carry over from the classical world to the quantum, in particular energy and momentum.
- When we try to describe the forces at play between particles, we need to introduce a new concept: the *field*. This is a function of both space and time. Familiar examples are the electric and magnetic fields of electromagnetism. We won’t have too much to say about fields in this course. For now, we mention only that the equations which govern the dynamics of fields are always second order differential

equations, similar in spirit to Newton's equations. Because of this similarity, field theories are again referred to as "classical".

Eventually, the ideas of special relativity, quantum mechanics and field theories are combined into *quantum field theory*. Here even the concept of particle gets subsumed into the concept of a field. This is currently the best framework we have to describe the world around us. But we're getting ahead of ourselves. Let's firstly return to our Newtonian world....



## 2. Forces

In this section, we describe a number of different forces that arise in Newtonian mechanics. Throughout, we will restrict attention to the motion of a single particle. (We'll look at what happens when we have more than one particle in Section 5). We start by describing the key idea of energy conservation, followed by a description of some common and important forces.

### 2.1 Potentials in One Dimension

Let's start by considering a particle moving on a line, so its position is determined by a single function  $x(t)$ . For now, suppose that the force on the particle depends only on the position, not the velocity:  $F = F(x)$ . We define the *potential*  $V(x)$  (also called the *potential energy*) by the equation

$$F(x) = -\frac{dV}{dx} \quad (2.1)$$

The potential is only defined up to an additive constant. We can always invert (2.1) by integrating both sides. The integration constant is now determined by the choice of lower limit of the integral,

$$V(x) = -\int_{x_0}^x dx' F(x')$$

Here  $x'$  is just a dummy variable. (Do not confuse the prime with differentiation! In this course we will only take derivatives of position  $x$  with respect to time and always denote them with a dot over the variable). With this definition, we can write the equation of motion as

$$m\ddot{x} = -\frac{dV}{dx} \quad (2.2)$$

For any force in one-dimension which depends only on the position, there exists a conserved quantity called the *energy*,

$$E = \frac{1}{2}m\dot{x}^2 + V(x)$$

The fact that this is *conserved* means that  $\dot{E} = 0$  for *any* trajectory of the particle which obeys the equation of motion. While  $V(x)$  is called the potential energy,  $T = \frac{1}{2}m\dot{x}^2$  is called the *kinetic energy*. Motion satisfying (2.2) is called *conservative*.

It is not hard to prove that  $E$  is conserved. We need only differentiate to get

$$\dot{E} = m\dot{x}\ddot{x} + \frac{dV}{dx}\dot{x} = \dot{x} \left( m\ddot{x} + \frac{dV}{dx} \right) = 0$$

where the last equality holds courtesy of the equation of motion (2.2).

In any dynamical system, conserved quantities of this kind are very precious. We will spend some time in this course fishing them out of the equations and showing how they help us simplify various problems.

### An Example: A Uniform Gravitational Field

In a uniform gravitational field, a particle is subjected to a constant force,  $F = -mg$  where  $g \approx 9.8 \text{ ms}^{-2}$  is the acceleration due to gravity near the surface of the Earth. The minus sign arises because the force is downwards while we have chosen to measure position in an upwards direction which we call  $z$ . The potential energy is

$$V = mgz$$

Notice that we have chosen to have  $V = 0$  at  $z = 0$ . There is nothing that forces us to do this; we could easily add an extra constant to the potential to shift the zero to some other height.

The equation of motion for uniform acceleration is

$$\ddot{z} = -g$$

Which can be trivially integrated to give the velocity at time  $t$ ,

$$\dot{z} = u - gt \tag{2.3}$$

where  $u$  is the initial velocity at time  $t = 0$ . (Note that  $z$  is measured in the upwards direction, so the particle is moving up if  $\dot{z} > 0$  and down if  $\dot{z} < 0$ ). Integrating once more gives the position

$$z = z_0 + ut - \frac{1}{2}gt^2 \tag{2.4}$$

where  $z_0$  is the initial height at time  $t = 0$ . Many high schools teach that (2.3) and (2.4) — the so-called “suvat” equations — are key equations of mechanics. They are not. They are merely the integration of Newton’s second law for constant acceleration. Do not learn them; learn how to derive them.

## Another Simple Example: The Harmonic Oscillator

The harmonic oscillator is, by far, the most important dynamical system in all of theoretical physics. The good news is that it's very easy. (In fact, the reason that it's so important is precisely because it's easy!). The potential energy of the harmonic oscillator is defined to be

$$V(x) = \frac{1}{2}kx^2$$

The harmonic oscillator is a good model for, among other things, a particle attached to the end of a spring. The force resulting from the energy  $V$  is given by  $F = -kx$  which, in the context of the spring, is called *Hooke's law*. The equation of motion is

$$m\ddot{x} = -kx$$

which has the general solution

$$x(t) = A \cos(\omega t) + B \sin(\omega t) \quad \text{with } \omega = \sqrt{\frac{k}{m}}$$

Here  $A$  and  $B$  are two integration constants and  $\omega$  is called the *angular frequency*. We see that all trajectories are qualitatively the same: they just bounce backwards and forwards around the origin. The coefficients  $A$  and  $B$  determine the amplitude of the oscillations, together with the phase at which you start the cycle. The time taken to complete a full cycle is called the *period*

$$T = \frac{2\pi}{\omega} \tag{2.5}$$

The period is independent of the amplitude. (Note that, annoyingly, the kinetic energy is also often denoted by  $T$  as well. Do not confuse this with the period. It should hopefully be clear from the context).

If we want to determine the integration constants  $A$  and  $B$  for a given trajectory, we need some initial conditions. For example, if we're given the position and velocity at time  $t = 0$ , then it's simple to check that  $A = x(0)$  and  $B\omega = \dot{x}(0)$ .

### 2.1.1 Moving in a Potential

Let's go back to the general case of a potential  $V(x)$  in one dimension. Although the equation of motion is a second order differential equation, the existence of a conserved energy magically allows us to turn this into a first order differential equation,

$$E = \frac{1}{2}m\dot{x}^2 + V(x) \quad \Rightarrow \quad \frac{dx}{dt} = \pm \sqrt{\frac{2}{m}(E - V(x))}$$

This gives us our first hint of the importance of conserved quantities in helping solve a problem. Of course, to go from a second order equation to a first order equation, we must have chosen an integration constant. In this case, that is the energy  $E$  itself. Given a first order equation, we can always write down a formal solution for the dynamics simply by integrating,

$$t - t_0 = \pm \int_{x_0}^x \frac{dx'}{\sqrt{\frac{2}{m}(E - V(x'))}} \quad (2.6)$$

As before,  $x'$  is a dummy variable. If we can do the integral, we've solved the problem. If we can't do the integral, you sometimes hear that the problem has been “reduced to quadrature”. This rather old-fashioned phrase really means “I can't do the integral”. But, it is often the case that having a solution in this form allows some of its properties to become manifest. And, if nothing else, one can always just evaluate the integral numerically (i.e. on your laptop) if need be.

## Getting a Feel for the Solutions

Given the potential energy  $V(x)$ , it is often very simple to figure out the qualitative nature of any trajectory simply by looking at the form of  $V(x)$ . This allows us to answer some questions with very little work. For example, we may want to know whether the particle is trapped within some region of space or can escape to infinity.

Let's illustrate this with an example. Consider the cubic potential

$$V(x) = m(x^3 - 3x) \quad (2.7)$$

If we were to substitute this into the general form (2.6), we'd get a fearsome looking integral which hasn't been solved since Victorian times<sup>1</sup>.

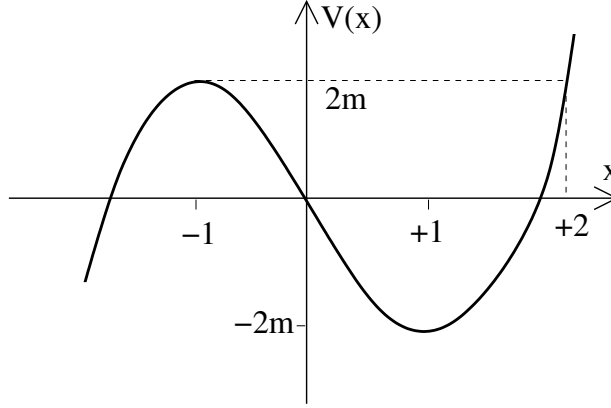
Even without solving the integral, we can make progress. The potential is plotted in Figure 2. Let's start with the particle sitting stationary at some position  $x_0$ . This means that the energy is

$$E = V(x_0)$$

and this must remain constant during the subsequent motion. What happens next depends only on  $x_0$ . We can identify the following possibilities

---

<sup>1</sup>Ok, I'm exaggerating. The resulting integral is known as an elliptic integral. Although it can't be expressed in terms of elementary functions, it has lots of nice properties and has been studied to death. 100 years ago, this kind of thing was standard fare in mathematics. These days, we usually have more interesting things to teach. Nonetheless, the study of these integrals later resulted in beautiful connections to geometry through the theory of elliptic functions and elliptic curves.



**Figure 2:** The cubic potential

- $x_0 = \pm 1$ : These are the local maximum and minimum. If we drop the particle at these points, it stays there for all time.
- $x_0 \in (-1, +2)$ : Here the particle is trapped in the dip. It oscillates backwards and forwards between the two points with potential energy  $V(x_0)$ . The particle can't climb to the right because it doesn't have the energy. In principle, it could live off to the left where the potential energy is negative, but to get there it would have to first climb the small bump at  $x = -1$  and it doesn't have the energy to do so. (There is an assumption here which is implicit throughout all of classical mechanics: the trajectory of the particle  $x(t)$  is a continuous function).
- $x_0 > 2$ : When released, the particle falls into the dip, climbs out the other side, before falling into the void  $x \rightarrow -\infty$ .
- $x_0 < -1$ : The particle just falls off to the left.
- $x_0 = +2$ : This is a special value, since  $E = 2m$  which is the same as the potential energy at the local maximum  $x = -1$ . The particle falls into the dip and starts to climb up towards  $x = -1$ . It can never stop before it reaches  $x = -1$  for at its stopping point it would have only potential energy  $V < 2m$ . But, similarly, it cannot arrive at  $x = -1$  with any excess kinetic energy. The only option is that the particle moves towards  $x = -1$  at an ever decreasing speed, only reaching the maximum at time  $t \rightarrow \infty$ . To see that this is indeed the case, we can consider the motion of the particle when it is close to the maximum. We write  $x \approx -1 + \epsilon$  with  $\epsilon \ll 1$ . Then, dropping the  $\epsilon^3$  term, the potential is

$$V(x = -1 + \epsilon) \approx 2m - 3m\epsilon^2 + \dots$$

and, using (2.6), the time taken to reach  $x = -1 + \epsilon$  is

$$t - t_0 = - \int_{\epsilon_0}^{\epsilon} \frac{d\epsilon'}{\sqrt{6\epsilon'}} = -\frac{1}{\sqrt{6}} \log \left( \frac{\epsilon}{\epsilon_0} \right)$$

The logarithm on the right-hand side gives a divergence as  $\epsilon \rightarrow 0$ . This tells us that it indeed takes infinite time to reach the top as promised.

One can easily play a similar game to that above if the starting speed is not zero. In general, one finds that the particle is trapped in the dip  $x \in [-1, +2]$  if its energy lies in the interval  $E \in [-2m, 2m]$ .

### 2.1.2 Equilibrium: Why (Almost) Everything is a Harmonic Oscillator

A particle placed at an *equilibrium* point will stay there for all time. In our last example with a cubic potential (2.7), we saw two equilibrium points:  $x = \pm 1$ . In general, if we want  $\dot{x} = 0$  for all time, then clearly we must have  $\ddot{x} = 0$ , which, from the form of Newton's equation (2.2), tells us that we can identify the equilibrium points with the critical points of the potential,

$$\frac{dV}{dx} = 0$$

What happens to a particle that is close to an equilibrium point,  $x_0$ ? In this case, we can Taylor expand the potential energy about  $x = x_0$ . Because, by definition, the first derivative vanishes, we have

$$V(x) \approx V(x_0) + \frac{1}{2}V''(x_0)(x - x_0)^2 + \dots \quad (2.8)$$

To continue, we need to know about the sign of  $V''(x_0)$ :

- $V''(x_0) > 0$ : In this case, the equilibrium point is a minimum of the potential and the potential energy is that of a harmonic oscillator. From our discussion of Section 2.1.2, we know that the particle oscillates backwards and forwards around  $x_0$  with frequency

$$\omega = \sqrt{\frac{V''(x_0)}{m}}$$

Such equilibrium points are called *stable*. This analysis shows that if the amplitude of the oscillations is small enough (so that we may ignore the  $(x - x_0)^3$  terms in the Taylor expansion) then all systems oscillating around a stable fixed point look like a harmonic oscillator.

- $V''(x_0) < 0$ : In this case, the equilibrium point is a maximum of the potential. The equation of motion again reads

$$m\ddot{x} = -V''(x_0)(x - x_0)$$

But with  $V'' < 0$ , we have  $\ddot{x} > 0$  when  $x - x_0 > 0$ . This means that if we displace the system a little bit away from the equilibrium point, then the acceleration pushes it further away. The general solution is

$$x - x_0 = Ae^{\alpha t} + Be^{-\alpha t} \quad \text{with } \alpha = \sqrt{\frac{-V''(x_0)}{m}}$$

Any solution with the integration constant  $A \neq 0$  will rapidly move away from the fixed point. Since our whole analysis started from a Taylor expansion (2.8), neglecting terms of order  $(x - x_0)^3$  and higher, our approximation will quickly break down. We say that such equilibrium points are *unstable*.

Notice that there are solutions around unstable fixed points with  $A = 0$  and  $B \neq 0$  which move back towards the maximum at late times. These finely tuned solutions arise in the kind of situation that we described for the cubic potential where you drop the particle at a very special point (in the case of the cubic potential, this point was  $x = 2$ ) so that it just reaches the top of a hill in infinite time. Clearly these solutions are not generic: they require very special initial conditions.

- Finally, we could have  $V''(x_0) = 0$ . In this case, there is nothing we can say about the dynamics of the system without Taylor expanding the potential further.

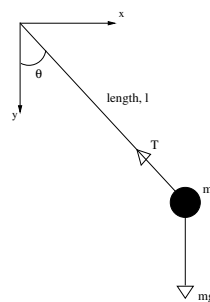
### Yet Another Example: The Pendulum

Consider a particle of mass  $m$  attached to the end of a light rod of length  $l$ . This counts as a one-dimensional system because we need specify only a single coordinate to say what the system looks like at a given time. The best coordinate to choose is  $\theta$ , the angle that the rod makes with the vertical. The equation of motion is

$$\ddot{\theta} = -\frac{g}{l} \sin \theta \quad (2.9)$$

The energy is

$$E = \frac{1}{2}ml^2\dot{\theta}^2 - mgl \cos \theta$$



**Figure 3:**

(Note: Since  $\theta$  is an angular variable rather than a linear variable, the kinetic energy is a little different. Hopefully this is familiar from earlier courses on mechanics. However, we will rederive this result in Section 4).

There are two qualitatively different motions of the pendulum. If  $E > mgl$ , then the kinetic energy can never be zero. This means that the pendulum is making complete circles. In contrast, if  $E < mgl$ , the pendulum completes only part of the circle before it comes to a stop and swings back the other way. If the highest point of the swing is  $\theta_0$ , then the energy is

$$E = -mgl \cos \theta_0$$

We can determine the period  $T$  of the pendulum using (2.6). It's actually best to calculate the period by taking 4 times the time the pendulum takes to go from  $\theta = 0$  to  $\theta = \theta_0$ . We have

$$\begin{aligned} T &= 4 \int_0^{T/4} dt = 4 \int_0^{\theta_0} \frac{d\theta}{\sqrt{2E/ml^2 + (2g/l) \cos \theta}} \\ &= 4 \sqrt{\frac{l}{g}} \int_0^{\theta_0} \frac{d\theta}{\sqrt{2 \cos \theta - 2 \cos \theta_0}} \end{aligned} \quad (2.10)$$

We see that the period is proportional to  $\sqrt{l/g}$  multiplied by some dimensionless number given by (4 times) the integral. For what it's worth, this integral turns out to be, once again, an elliptic integral.

For small oscillations, we can write  $\cos \theta \approx 1 - \frac{1}{2}\theta^2$  and the pendulum becomes a harmonic oscillator with angular frequency  $\omega = \sqrt{g/l}$ . If we replace the  $\cos \theta$ 's in (2.10) by their Taylor expansion, we have

$$T = 4 \sqrt{\frac{l}{g}} \int_0^{\theta_0} \frac{d\theta}{\sqrt{\theta_0^2 - \theta^2}} = 4 \sqrt{\frac{l}{g}} \int_0^1 \frac{dx}{\sqrt{1 - x^2}} = 2\pi \sqrt{\frac{l}{g}}$$

This agrees with our result (2.5) for the harmonic oscillator.

## 2.2 Potentials in Three Dimensions

Let's now consider a particle moving in three dimensional  $\mathbf{R}^3$ . Here things are more interesting. Firstly, it is possible to have energy conservation even if the force depends on the velocity. We will see how this can happen in Section 2.4. Conversely, forces which only depend on the position do not necessarily conserve energy: we need an extra condition. For now, we restrict attention to forces of the form  $\mathbf{F} = \mathbf{F}(\mathbf{x})$ . We have the following result:



**Claim:** There exists a conserved energy if and only if the force can be written in the form

$$\mathbf{F} = -\nabla V \quad (2.11)$$

for some potential function  $V(\mathbf{x})$ . This means that the components of the force must be of the form  $F_i = -\partial V/\partial x^i$ . The conserved energy is then given by

$$E = \frac{1}{2}m\dot{\mathbf{x}} \cdot \dot{\mathbf{x}} + V(\mathbf{x}) \quad (2.12)$$

**Proof:** The proof that  $E$  is conserved if  $\mathbf{F}$  takes the form (2.11) is exactly the same as in the one-dimensional case, together with liberal use of the chain rule. We have

$$\begin{aligned} \frac{dE}{dt} &= m\dot{\mathbf{x}} \cdot \ddot{\mathbf{x}} + \frac{\partial V}{\partial x^i} \frac{\partial x^i}{\partial t} \quad \text{using summation convention} \\ &= \dot{\mathbf{x}} \cdot (m\ddot{\mathbf{x}} + \nabla V) = 0 \end{aligned}$$

where the last equality follows from the equation of motion which is  $m\ddot{\mathbf{x}} = -\nabla V$ .

To go the other way, we must prove that if there exists a conserved energy  $E$  taking the form (2.12) then the force is necessarily given by (2.11). To do this, we need the concept of *work*. If a force  $\mathbf{F}$  acts on a particle and succeeds in moving it from  $\mathbf{x}(t_1)$  to  $\mathbf{x}(t_2)$  along a trajectory  $\mathcal{C}$ , then the work done by the force is defined to be

$$W = \int_{\mathcal{C}} \mathbf{F} \cdot d\mathbf{x}$$

This is a line integral (of the kind you've met in the [Vector Calculus](#) course). The scalar product means that we take the component of the force along the direction of the trajectory at each point. We can make this clearer by writing

$$W = \int_{t_1}^{t_2} \mathbf{F} \cdot \frac{d\mathbf{x}}{dt} dt$$

The integrand, which is the rate of doing work, is called the *power*,  $P = \mathbf{F} \cdot \dot{\mathbf{x}}$ . Using Newton's second law, we can replace  $\mathbf{F} = m\ddot{\mathbf{x}}$  to get

$$W = m \int_{t_1}^{t_2} \ddot{\mathbf{x}} \cdot \dot{\mathbf{x}} dt = \frac{1}{2}m \int_{t_1}^{t_2} \frac{d}{dt}(\dot{\mathbf{x}} \cdot \dot{\mathbf{x}}) dt = T(t_2) - T(t_1)$$

where

$$T \equiv \frac{1}{2}m\dot{\mathbf{x}} \cdot \dot{\mathbf{x}}$$

is the kinetic energy. (You might think that  $K$  is a better name for kinetic energy. I'm inclined to agree. Except in all advanced courses of theoretical physics, kinetic energy is always denoted  $T$  which is why I've adopted the same notation here).

So the total work done is proportional to the change in kinetic energy. If we want to have a conserved energy of the form (2.12), then the change in kinetic energy must be equal to the change in potential energy. This means we must be able to write

$$W = \int_{\mathcal{C}} \mathbf{F} \cdot d\mathbf{x} = V(\mathbf{x}(t_1)) - V(\mathbf{x}(t_2)) \quad (2.13)$$

In particular, this result tells us that the work done must be independent of the trajectory  $\mathcal{C}$ ; it can depend only on the end points  $\mathbf{x}(t_1)$  and  $\mathbf{x}(t_2)$ . But a simple result (which is proved in the [Vector Calculus](#) course) says that (2.13) holds only for forces of the form

$$\mathbf{F} = -\nabla V$$

as required □.

Forces in three dimensions which take the form  $\mathbf{F} = -\nabla V$  are called *conservative*. You will also see in the [Vector Calculus](#) course that forces in  $\mathbf{R}^3$  are conservative if and only if  $\nabla \times \mathbf{F} = 0$ .

### 2.2.1 Central Forces

A particularly important class of potentials are those which depend only on the distance to a fixed point, which we take to be the origin

$$V(\mathbf{x}) = V(r)$$

where  $r = |\mathbf{x}|$ . The resulting force also depends only on the distance to the origin and, moreover, always points in the direction of the origin,

$$\mathbf{F}(r) = -\nabla V = -\frac{dV}{dr} \hat{\mathbf{x}} \quad (2.14)$$

Such forces are called *central*. In these lectures, we'll also use the notation  $\hat{\mathbf{r}} = \hat{\mathbf{x}}$  to denote the unit vector pointing radially from the origin to the position of the particle. (In other courses, you may see this same vector denoted as  $\mathbf{e}_r$ ).

In the [Vector Calculus](#) course, you will spend some time computing quantities such as  $\nabla V$  in spherical polar coordinates. But, even without such practice, it is a simple matter to show that the force (2.14) is indeed aligned with the direction to the origin. If  $\mathbf{x} = (x_1, x_2, x_3)$  then the radial distance is  $r^2 = x_1^2 + x_2^2 + x_3^2$ , from which we can

compute  $\partial r / \partial x_i = x_i / r$  for  $i = 1, 2, 3$ . Then, using the chain rule, we have

$$\begin{aligned}\nabla V &= \left( \frac{\partial V}{\partial x_1}, \frac{\partial V}{\partial x_2}, \frac{\partial V}{\partial x_3} \right) \\ &= \left( \frac{dV}{dr} \frac{\partial r}{\partial x_1}, \frac{dV}{dr} \frac{\partial r}{\partial x_2}, \frac{dV}{dr} \frac{\partial r}{\partial x_3} \right) \\ &= \frac{dV}{dr} \left( \frac{x_1}{r}, \frac{x_2}{r}, \frac{x_3}{r} \right) = \frac{dV}{dr} \hat{\mathbf{x}}\end{aligned}$$

### 2.2.2 Angular Momentum

We will devote all of Section 4 to the study of motion in central forces. For now, we will just mention what is important about central forces: they have an extra conserved quantity. This is a vector  $\mathbf{L}$  called *angular momentum*,

$$\mathbf{L} = m\mathbf{x} \times \dot{\mathbf{x}}$$

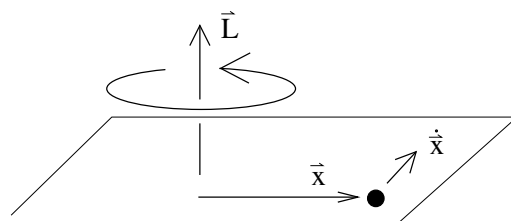


Figure 4:

Notice that, in contrast to the momentum  $\mathbf{p} = m\dot{\mathbf{x}}$ , the angular momentum  $\mathbf{L}$  depends on the choice of origin. It is perpendicular to both the position and the momentum.

Let's look at what happens to angular momentum in the presence of a general force  $\mathbf{F}$ . When we take the time derivative, we get two terms. But one of these contains  $\dot{\mathbf{x}} \times \dot{\mathbf{x}} = 0$ . We're left with

$$\frac{d\mathbf{L}}{dt} = m\mathbf{x} \times \ddot{\mathbf{x}} = \mathbf{x} \times \mathbf{F}$$

The quantity  $\boldsymbol{\tau} = \mathbf{x} \times \mathbf{F}$  is called the *torque*. This gives us an equation for the change of angular momentum that is very similar to Newton's second law for the change of momentum,

$$\frac{d\mathbf{L}}{dt} = \boldsymbol{\tau}$$

Now we can see why central forces are special. When the force  $\mathbf{F}$  lies in the same direction as the position  $\mathbf{x}$  of the particle, we have  $\mathbf{x} \times \mathbf{F} = 0$ . This means that the torque vanishes and angular momentum is conserved

$$\frac{d\mathbf{L}}{dt} = 0$$

We'll make good use of this result in Section 4 where we'll see a number of important examples of central forces.

## 2.3 Gravity

To the best of our knowledge, there are four fundamental forces in Nature. They are

- Gravity
- Electromagnetism
- Strong Nuclear Force
- Weak Nuclear Force

The two nuclear forces operate only on small scales, comparable, as the name suggests, to the size of the nucleus ( $r_0 \approx 10^{-15} m$ ). We can't really give an honest description of these forces without invoking quantum mechanics and, for this reason, we won't discuss them in this course. (A very rough, and slightly dishonest, classical description of the strong nuclear force can be given by the potential  $V(r) \sim e^{-r/r_0}/r$ ). In this section we discuss the force of gravity; in the next, electromagnetism.

Gravity is a conservative force. Consider a particle of mass  $M$  fixed at the origin. A particle of mass  $m$  moving in its presence experiences a potential energy

$$V(r) = -\frac{GMm}{r} \quad (2.15)$$

Here  $G$  is Newton's constant. It determines the strength of the gravitational force and is given by

$$G \approx 6.67 \times 10^{-11} m^3 \text{Kg}^{-1} s^{-2}$$

The force on the particle is given by

$$\mathbf{F} = -\nabla V = -\frac{GMm}{r^2} \hat{\mathbf{r}} \quad (2.16)$$

where  $\hat{\mathbf{r}}$  is the unit vector in the direction of the particle. This is Newton's famous inverse-square law for gravity. The force points towards the origin. We will devote much of Section 4 to studying the motion of a particle under the inverse-square force.

### 2.3.1 The Gravitational Field

The quantity  $V$  in (2.15) is the potential energy of a particle of mass  $m$  in the presence of mass  $M$ . It is common to define the *gravitational field* of the mass  $M$  to be

$$\Phi(r) = -\frac{GM}{r}$$

$\Phi$  is sometimes called the Newtonian gravitational field to distinguish it from a more sophisticated object later introduced by Einstein. It is also sometimes called the *gravitational potential*. It is a property of the mass  $M$  alone. The potential energy of the mass  $m$  is then given by  $V = m\Phi$ .

The gravitational field due to many particles is simply the sum of the field due to each individual particle. If we fix particles with masses  $M_i$  at positions  $\mathbf{r}_i$ , then the total gravitational field is

$$\Phi(\mathbf{r}) = -G \sum_i \frac{M_i}{|\mathbf{r} - \mathbf{r}_i|}$$

The gravitational force that a moving particle of mass  $m$  experiences in this field is

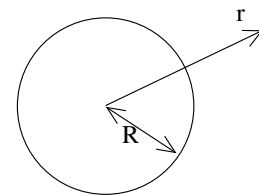
$$\mathbf{F} = -Gm \sum_i \frac{M_i}{|\mathbf{r} - \mathbf{r}_i|^3} (\mathbf{r} - \mathbf{r}_i)$$

### The Gravitational Field of a Planet

The fact that contributions to the Newtonian gravitational potential add in a simple linear fashion has an important consequence: the external gravitational field of a spherically symmetric object of mass  $M$  – such as a star or planet – is the same as that of a point mass  $M$  positioned at the origin.

The proof of this statement is an example of the volume integral that is covered in the [Vector Calculus](#) course. We include it here only for completeness. We let the planet have density  $\rho(r)$  and radius  $R$ . Summing over the contribution from all points  $\mathbf{x}$  inside the planet, the gravitational field is given by

$$\Phi(\mathbf{r}) = - \int_{|\mathbf{x}| \leq R} d^3x \frac{G\rho(\mathbf{x})}{|\mathbf{r} - \mathbf{x}|}$$



**Figure 5:**

It's best to work in spherical polar coordinates and to choose the polar direction,  $\theta = 0$ , to lie in the direction of  $\mathbf{r}$ . Then  $\mathbf{r} \cdot \mathbf{x} = rx \cos \theta$ . We can use this to write an expression for the denominator:  $|\mathbf{r} - \mathbf{x}|^2 = r^2 + x^2 - 2rx \cos \theta$ . The gravitational field then becomes

$$\begin{aligned} \Phi(\mathbf{r}) &= -G \int_0^R dx \int_0^\pi d\theta \int_0^{2\pi} d\phi \frac{\rho(x)x^2 \sin \theta}{\sqrt{r^2 + x^2 - 2rx \cos \theta}} \\ &= -2\pi G \int_0^R dx \int_0^\pi d\theta \frac{\rho(x)x^2 \sin \theta}{\sqrt{r^2 + x^2 - 2rx \cos \theta}} \\ &= -2\pi G \int_0^R dx \rho(x)x^2 \frac{1}{rx} \left[ \sqrt{r^2 + x^2 - 2rx \cos \theta} \right]_{\theta=0}^{\theta=\pi} \\ &= -\frac{2\pi G}{r} \int_0^R dx \rho(x)x (|r+x| - |r-x|) \end{aligned}$$

So far this calculation has been done for any point  $\mathbf{r}$ , whether inside or outside the planet. At this point, we restrict attention to points external to the planet. This means that  $|r + x| = r + x$  and  $|r - x| = r - x$  and we have

$$\Phi(\mathbf{r}) = -\frac{4\pi G}{r} \int_0^R dx \rho(x)x^2 = -\frac{GM}{r}$$

This is the result that we wanted to prove: the gravitational field is the same as that of a point mass  $M$  at the origin.

### 2.3.2 Escape Velocity

Suppose that you're trapped on the surface of a planet of radius  $R$ . (This should be easy). Let's firstly ask what gravitational potential energy you feel. Assuming you can only rise a distance  $z \ll R$  from the planet's surface, we can Taylor expand the potential energy,

$$V(R + z) = -\frac{GMm}{R + z} = -\frac{GMm}{R} \left( 1 - \frac{z}{R} + \frac{z^2}{R^2} + \dots \right)$$

If we're only interested in small changes in  $z \ll R$ , we need focus only on the second term, giving


$$V(z) \approx \text{constant} + \frac{GMm}{R^2}z + \dots$$

This is the familiar potential energy that gives rise to constant acceleration. We usually write  $g = GM/R^2$ . For the Earth,  $g \approx 9.8 \text{ ms}^{-2}$ .

Now let's be more ambitious. Suppose we want to escape our parochial, planet-bound existence. So we decide to jump. How fast do we have to jump if we wish to truly be free? This, it turns out, is the same kind of question that we discussed in Section 2.1.1 in the context of particles moving in one dimension and can be determined very easily using gravitational energy  $V = -GMm/r$ . If you jump directly upwards (i.e. radially) with velocity  $v$ , your total energy as you leave the surface is

$$E = \frac{1}{2}mv^2 - \frac{GMm}{R}$$

For any energy  $E < 0$ , you will eventually come to a halt at position  $r = -GMm/E$ , before falling back. If you want to escape the gravitational attraction of the planet for



**Figure 6:**

ever, you will need energy  $E \geq 0$ . At the minimum value of  $E = 0$ , the associated velocity

$$v_{\text{escape}} = \sqrt{\frac{2GM}{R}} \quad (2.17)$$

This is the *escape velocity*.

## Black Holes and the Schwarzschild Radius

Let's do something a little dodgy. We'll take the formula above and apply it to light. The reason that this is dodgy is because, as we will see in Section 7, the laws of Newtonian physics need modifying for particles close to the speed of light where the effects of special relativity are important. Nonetheless, let's forget this for now and plough ahead regardless.

Light travels at speed  $c \approx 3 \times 10^8 \text{ ms}^{-1}$ . Suppose that the escape velocity from the surface of a star is greater than or equal to the speed of light. From (2.17), this would happen if the radius of the star satisfies

$$R \leq R_s = \frac{2GM}{c^2}$$

What do we see if this is the case? Well, nothing! The star is so dense that light can't escape from it. It's what we call a *black hole*.

Although the derivation above is not trustworthy, by some fortunate coincidence it turns out that the answer is correct. The distance  $R_s = 2GM/c^2$  is called the *Schwarzschild radius*. If a star is so dense that it lies within its own Schwarzschild radius, then it will form a black hole. (To demonstrate this properly, you really need to work with the theory of general relativity).

For what it's worth, the Schwarzschild radius of the Earth is around 1 *cm*. The Schwarzschild radius of the Sun is about 3 *km*. You'll be pleased to hear that, because both objects are much larger than their Schwarzschild radii, neither is in danger of forming a black hole any time soon.

### 2.3.3 Inertial vs Gravitational Mass

We have seen two formulae which involve mass, both due to Newton. These are the second law (1.2) and the inverse-square law for gravity (2.16). Yet the meaning of mass in these two equations is very different. The mass appearing in the second law represents the reluctance of a particle to accelerate under any force. In contrast, the

mass appearing in the inverse-square law tells us the strength of a particular force, namely gravity. Since these are very different concepts, we should really distinguish between the two different masses. The second law involves the *inertial mass*,  $m_I$

$$m_I \ddot{\mathbf{x}} = \mathbf{F}$$

while Newton's law of gravity involves the *gravitational mass*,  $m_G$

$$\mathbf{F} = -\frac{GM_G m_G}{r^2} \hat{\mathbf{r}}$$

It is then an experimental fact that

$$m_I = m_G \tag{2.18}$$

Much experimental effort has gone into determining the accuracy of (2.18), most notably by the Hungarian physicist Eötvösh at the turn of the (previous) century. We now know that the inertial and gravitational masses are equal to within about one part in  $10^{13}$ . Currently, the best experiments to study this equivalence, as well as searches for deviations from Newton's laws at short distances, are being undertaken by a group at the University of Washington in Seattle who go by the name Eöt-Wash. A theoretical understanding of the result (2.18) came only with the development of the theory of [General Relativity](#).

## 2.4 Electromagnetism

Throughout the Universe, at each point in space, there exist two vectors,  $\mathbf{E}$  and  $\mathbf{B}$ . These are known as the *electric* and *magnetic* fields. Their role – at least for the purposes of this course – is to guide any particle that carries electric charge.

The force experienced by a particle with electric charge  $q$  is called the *Lorentz force*,

$$\mathbf{F} = q(\mathbf{E}(\mathbf{x}) + \dot{\mathbf{x}} \times \mathbf{B}(\mathbf{x})) \tag{2.19}$$

Here we have used the notation  $\mathbf{E}(\mathbf{x})$  and  $\mathbf{B}(\mathbf{x})$  to stress that the electric and magnetic fields are functions of space. Both their magnitude and direction can vary from point to point.

The electric force is parallel to the electric field. By convention, particles with positive charge  $q$  are accelerated in the direction of the electric field; those with negative electric charge are accelerated in the opposite direction. Due to a quirk of history, the electron is taken to have a negative charge given by

$$q_{\text{electron}} \approx -1.6 \times 10^{-19} \text{ Coulombs}$$

As far as fundamental physics is concerned, a much better choice is to simply say that the electron has charge 1. All other charges can then be measured relative to this.



The magnetic force looks rather different. It is a velocity dependent force, with magnitude proportional to the speed of the particle, but with direction perpendicular to that of the particle. We shall see its effect in simple situations shortly.

In principle, both  $\mathbf{E}$  and  $\mathbf{B}$  can change in time. However, here we will consider only situations where they are static. In this case, the electric field is always of the form

$$\mathbf{E} = -\nabla\phi$$

For some function  $\phi(\mathbf{x})$  called the *electric potential* (or *scalar potential* or even just the *potential* as if we didn't already have enough things with that name).

For time independent fields, something special happens: energy is conserved.

**Claim:** The conserved energy is

$$E = \frac{1}{2}m\dot{\mathbf{x}} \cdot \dot{\mathbf{x}} + q\phi(\mathbf{x})$$

**Proof:**

$$\dot{E} = m\dot{\mathbf{x}} \cdot \ddot{\mathbf{x}} + q\nabla\phi \cdot \dot{\mathbf{x}} = \dot{\mathbf{x}} \cdot (\mathbf{F} + q\nabla\phi) = q\dot{\mathbf{x}} \cdot (\dot{\mathbf{x}} \times \mathbf{B}) = 0$$

where the last equality occurs because  $\dot{\mathbf{x}} \times \mathbf{B}$  is necessarily perpendicular to  $\dot{\mathbf{x}}$ . Notice that this gives an example of something we promised earlier: a velocity dependent force which conserves energy. The key part of the derivation is that the velocity dependent force is perpendicular to the trajectory of the particle. This ensures that the force does no work.  $\square$ .

### 2.4.1 The Electric Field of a Point Charge

Charged objects do not only respond to electric fields; they also produce electric fields. A particle of charge  $Q$  sitting at the origin will set up an electric field given by

$$\mathbf{E} = -\nabla \left( \frac{Q}{4\pi\epsilon_0 r} \right) = \frac{Q}{4\pi\epsilon_0} \frac{\hat{\mathbf{r}}}{r^2} \quad (2.20)$$

where  $r^2 = \mathbf{x} \cdot \mathbf{x}$ . The quantity  $\epsilon_0$  has the grand name *Permittivity of Free Space* and is a constant given by

$$\epsilon_0 \approx 8.85 \times 10^{-12} \text{ m}^{-3}\text{Kg}^{-1}\text{s}^2\text{C}^2$$

This quantity should be thought of as characterising the strength of the electric interaction.

The force between two particles with charges  $Q$  and  $q$  is given by  $\mathbf{F} = q\mathbf{E}$  with  $\mathbf{E}$  given by (2.20). In other words,

$$\mathbf{F} = \frac{qQ}{4\pi\epsilon_0} \frac{\hat{\mathbf{r}}}{r^2}$$

This is known as the *Coulomb force*. It is a remarkable fact that, mathematically, the force looks identical to the Newtonian gravitational force (2.16): both have the characteristic inverse-square form. We will study motion in this potential in detail in Section 4, with particular focus on the Coulomb force in 4.4.

Although the forces of Newton and Coulomb look the same, there is one important difference. Gravity is always attractive because mass  $m > 0$ . In contrast, the electrostatic Coulomb force can be attractive or repulsive because charges  $q$  come with both signs. Further differences between gravity and electromagnetism come when you ask what happens when sources (mass or charge) move; but that's a story that will be told in [different courses](#).

### 2.4.2 Circles in a Constant Magnetic Field

Motion in a constant electric field is simple: the particle undergoes constant acceleration in the direction of  $\mathbf{E}$ . But what about motion in a constant magnetic field  $\mathbf{B}$ ? The equation of motion is

$$m\ddot{\mathbf{x}} = q\dot{\mathbf{x}} \times \mathbf{B}$$

Let's pick the magnetic field to lie in the  $z$ -direction and write

$$\mathbf{B} = (0, 0, B)$$

We can now write the Lorentz force law (2.19) in components. It reads

$$m\ddot{x} = qB\dot{y} \tag{2.21}$$

$$m\ddot{y} = -qB\dot{x} \tag{2.22}$$

$$m\ddot{z} = 0$$

The last equation is easily solved and the particle just travels at constant velocity in the  $z$  direction. The first two equations are more interesting. There are a number of ways to solve them, but a particularly elegant way is to construct the complex variable  $\xi = x + iy$ . Then adding (2.21) to  $i$  times (2.22) gives

$$m\ddot{\xi} = -iqB\dot{\xi}$$

which can be integrated to give

$$\xi = \alpha e^{-i\omega t} + \beta$$

where  $\alpha$  and  $\beta$  are integration constants and  $\omega$  is given by

$$\omega = \frac{qB}{m}$$

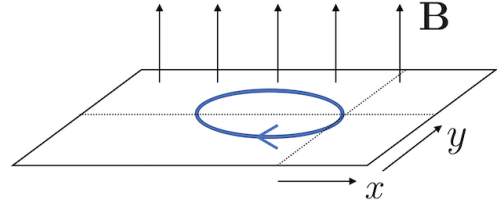
If we choose our initial conditions to be that the particle starts life at  $t = 0$  at the origin with velocity  $-v$  in the  $y$ -direction, then  $\alpha$  and  $\beta$  are fixed to be

$$\xi = \frac{v}{\omega} (e^{-i\omega t} - 1)$$

Translating this back into  $x$  and  $y$  coordinates, we have

$$x = \frac{v}{\omega} (\cos \omega t - 1) \quad \text{and} \quad y = -\frac{v}{\omega} \sin \omega t$$

The end result is that the particle undergoes circles in the plane with angular frequency  $\omega$ , known as the *cyclotron frequency*. The time to undergo a full circle is fixed:  $T = 2\pi/\omega$ . In contrast, the size of the circle is  $v/\omega$  and arises as an integration constant. Circles of arbitrary sizes are allowed; the only price that you pay is that you have to go faster.



**Figure 7:**

### A Comment on Solving Vector Differential Equations

The Lorentz force equation (2.19) gives a good example of a vector differential equation. The straightforward way to view these is always in components: they are three, coupled, second order differential equations for  $x$ ,  $y$  and  $z$ . This is what we did above when understanding the motion of a particle in a magnetic field.

However, one can also attack these kinds of questions without reverting to components. Let's see how this would work in the case of Larmor circles. We start with the vector equation

$$m\ddot{\mathbf{x}} = q\dot{\mathbf{x}} \times \mathbf{B} \tag{2.23}$$

To begin, we take the dot product with  $\mathbf{B}$ . Since the right-hand side vanishes, we're left with

$$\ddot{\mathbf{x}} \cdot \mathbf{B} = 0$$

This tells us that the particle travels with constant velocity in the direction of  $\mathbf{B}$ . This is simply a rewriting of our previous result  $\ddot{z} = 0$ . For simplicity, let's just assume that the particle doesn't move in the  $\mathbf{B}$  direction, remaining at the origin. This tells us that the particle moves in a plane with equation

$$\mathbf{x} \cdot \mathbf{B} = 0 \tag{2.24}$$

However, we're not yet done. We started with (2.23) which was three equations. Taking the dot product always reduces us to a single equation. So there must still be two further equations lurking in (2.23) that we haven't yet taken into account. To find them, the systematic thing to do would be to take the cross product with  $\mathbf{B}$ . However, in the present case, it turns out that the simplest way forwards is to simply integrate (2.23) once, to get

$$m\dot{\mathbf{x}} = q\mathbf{x} \times \mathbf{B} + \mathbf{c}$$

with  $\mathbf{c}$  a constant of integration. We can now substitute this back into the right-hand side of (2.23) to find

$$\begin{aligned} m^2\ddot{\mathbf{x}} &= \mathbf{d} + q^2(\mathbf{x} \times \mathbf{B}) \times \mathbf{B} \\ &= \mathbf{d} + q^2((\mathbf{x} \cdot \mathbf{B})\mathbf{B} - (\mathbf{B} \cdot \mathbf{B})\mathbf{x}) \\ &= -q^2B^2(\mathbf{x} - \mathbf{d}/q^2B^2) \end{aligned}$$

where the integration constant now sits in  $\mathbf{d} = q\mathbf{c} \times \mathbf{B}$  which, by construction, is perpendicular to  $\mathbf{B}$ . In the last line, we've used the equation (2.24). (Note that if we'd considered a situation in which the particle was moving with constant velocity in the  $\mathbf{B}$  direction, we'd have to work a little harder at this point). The resulting vector equation looks like three harmonic oscillators, displaced by the vector  $\mathbf{d}/q^2B^2$ , oscillating with frequency  $\omega = qB/m$ . However, because of the constraint (2.24), the motion is necessarily only in the two directions perpendicular to  $\mathbf{B}$ . The end result is

$$\mathbf{x} = \frac{\mathbf{d}}{q^2B^2} + \boldsymbol{\alpha}_1 \cos \omega t + \boldsymbol{\alpha}_2 \sin \omega t$$

with  $\alpha_i$ ,  $i = 1, 2$  integration constants satisfying  $\boldsymbol{\alpha}_i \cdot \mathbf{B} = 0$ . This is the same result we found previously.

Admittedly, in this particular example, working with components was somewhat easier than manipulating the vector equations directly. But this won't always be the case — for some problems you'll make more progress by playing the kind of games that we've described here.

### 2.4.3 An Aside: Maxwell's Equations

In the Lorentz force law, the only hint that the electric and magnetic fields are related is that they both affect a particle in a manner that is proportional to the electric charge. The connection between them becomes much clearer when things depend on time. A time dependent electric field gives rise to a magnetic field and vice versa. The dynamics of the electric and magnetic fields are governed by Maxwell's equations. In the absence of electric charges, these equations are given by

$$\begin{aligned}\nabla \cdot \mathbf{E} &= 0 & , & & \nabla \cdot \mathbf{B} &= 0 \\ \nabla \times \mathbf{E} &= -\frac{\partial \mathbf{B}}{\partial t} & , & & \nabla \times \mathbf{B} &= \frac{1}{c^2} \frac{\partial \mathbf{E}}{\partial t}\end{aligned}$$

with  $c$  the speed of light. You will learn more about the properties of these equations in the lectures on [Electromagnetism](#).

For now, it's worth making one small comment. When we showed that energy is conserved, we needed both the electric and magnetic field to be time independent. What happens when they change with time? In this case, energy is still conserved, but we have to worry about the energy stored in the fields themselves.

## 2.5 Friction

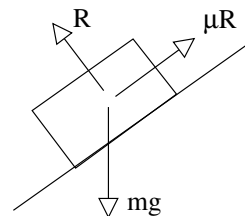
Friction is a messy, dirty business. While energy is always conserved on a fundamental level, it doesn't appear to be conserved in most things that you do every day. If you slide along the floor in your socks you don't keep going for ever. At a microscopic level, your kinetic energy is transferred to the atoms in the floor where it manifests itself as heat. But if we only want to know how far our socks will slide, the details of all these atomic processes are of little interest. Instead, we try to summarise everything in a single, macroscopic force that we call *friction*.

### 2.5.1 Dry Friction

Dry friction occurs when two solid objects are in contact. Think of a heavy box being pushed along the floor, or some idiot sliding in his socks. Experimentally, one finds that the complicated dynamics involved in friction is usually summarised by the force

$$F = \mu R$$

where  $R$  is the reaction force, normal to the floor, and  $\mu$  is a constant called the *coefficient of friction*. Usually  $\mu \approx 0.3$ , although it depends on



**Figure 8:**

the kind of materials that are in contact. Moreover, the coefficient is usually, more or less, independent of the velocity. We won't have much to say about dry friction in this course. In fact, we've already said it all.

## 2.5.2 Fluid Drag

*Drag* occurs when an object moves through a fluid — either liquid or gas. The resistive force is opposite to the direction of the velocity and, typically, falls into one of two categories

- Linear Drag:

$$\mathbf{F} = -\gamma \mathbf{v}$$

where the coefficient of friction,  $\gamma$ , is a constant. This form of drag holds for objects moving slowly through very viscous fluids. For a spherical object of radius  $L$ , there is a formula due to Stokes which gives  $\gamma = 6\pi\eta L$  where  $\eta$  is the viscosity of the fluid.

- Quadratic Drag:

$$\mathbf{F} = -\gamma |\mathbf{v}| \mathbf{v}$$

Again,  $\gamma$  is called the coefficient of friction. For quadratic friction,  $\gamma$  is usually proportional to the surface area of the object, i.e.  $\gamma \sim L^2$ . (This is in contrast to the coefficient for linear friction where Stokes' formula gives  $\gamma \sim L$ ). Quadratic drag holds for fast moving objects in less viscous fluids. This includes objects falling in air such as, for example, the various farmyard animals dropped by Galileo from the leaning tower.

Quadratic drag arises because the object is banging into molecules in the fluid, knocking them out the way. There is an intuitive way to see this. The force is proportional to the change of momentum that occurs in each collision. That gives one factor of  $v$ . But the force is also proportional to the number of collisions. That gives the second factor of  $v$ , resulting in a force that scales as  $v^2$ .

One can ask where the cross-over happens between linear and quadratic friction. Naively, the linear drag must always dominate at low velocities simply because  $x \gg x^2$  when  $x \ll 1$ . More quantitatively, the type of drag is determined by a dimensionless number called the *Reynolds number*,

$$R \equiv \frac{\rho v L}{\eta} \tag{2.25}$$

where  $\rho$  is the density of the fluid while  $\eta$  is the viscosity. For  $R \ll 1$ , linear drag dominates; for  $R \gg 1$ , quadratic friction dominates.

## What is Viscosity?

Above, we've mentioned the viscosity of the fluid,  $\eta$ , without really defining it. For completeness, I will mention here how to measure viscosity.

Place a fluid between two plates, a distance  $d$  apart. Keeping the lower plate still, move the top plate at a constant speed  $v$ . This sets up a velocity gradient in the fluid. But, the fluid pushes back. To keep the upper plate moving at constant speed, you will have to push with a force per unit area which is proportional to the velocity gradient,

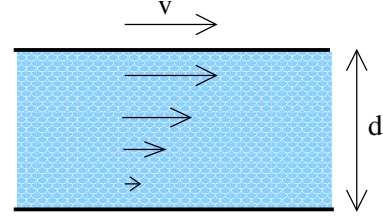


Figure 9:

$$\frac{F}{A} = \eta \frac{v}{d}$$

The coefficient of proportionality,  $\eta$ , is defined to be the (*dynamic*) *viscosity*. You can learn much more about the role that viscosity plays in the lectures on [Fluid Mechanics](#).

### 2.5.3 The Damped Harmonic Oscillator

We start with our favourite system: the harmonic oscillator, now with a damping term. The equation of motion is

$$m\ddot{x} = -kx - \gamma\dot{x}$$

Divide through by  $m$  to get

$$\ddot{x} = -\omega_0^2 x - 2\alpha\dot{x}$$

where  $\omega_0^2 = k/m$  is the frequency of the undamped harmonic oscillator and  $\alpha = \gamma/2m$ . We can look for solutions of the form

$$x = e^{i\beta t}$$

Remember that  $x$  is real, so we're using a trick here. We rely on the fact that the equation of motion is linear so that if we can find a solution of this form, we can take the real and imaginary parts and this will also be a solution. Substituting this ansatz into the equation of motion, we find a quadratic equation for  $\beta$ . Solving this, gives the general solution

$$x = Ae^{i\omega_+ t} + Be^{i\omega_- t}$$

with  $\omega_{\pm} = i\alpha \pm \sqrt{\omega_0^2 - \alpha^2}$ . We identify three different regimes,

- Underdamped:  $\omega_0^2 > \alpha^2$ . Here the solution takes the form,

$$x = e^{-\alpha t} (Ae^{i\Omega t} + Be^{-i\Omega t})$$

where  $\Omega = \sqrt{\omega_0^2 - \alpha^2}$ . Here the system oscillates with a frequency  $\Omega < \omega_0$ , while the amplitude of the oscillations decays exponentially.

- Overdamped:  $\omega_0^2 < \alpha^2$ . The roots  $\omega_{\pm}$  are now purely imaginary and the general solution takes the form,

$$x = e^{-\alpha t} (Ae^{\Omega t} + Be^{-\Omega t})$$

Now there are no oscillations. Both terms decay exponentially. If you like, the amplitude decays away before the system is able to undergo even a single oscillation.

- Critical Damping:  $\omega_0^2 = \alpha^2$ . Now the two roots  $\omega_{\pm}$  coincide. With a double root of this form, the most general solution takes the form,

$$x = (A + Bt)e^{-\alpha t}$$

Again, there are no oscillations but, given an initial condition with  $B \neq 0$ , the system does achieve some mild linear growth for times  $t < 1/\alpha$ , after which it decays away.

## 2.5.4 Terminal Velocity with Quadratic Friction

*You can drop a mouse down a thousand-yard mine shaft; and, on arriving at the bottom, it gets a slight shock and walks away, provided that the ground is fairly soft. A rat is killed, a man is broken, a horse splashes.*

J.B.S. Haldane, *On Being the Right Size*

Let's look at a particle of mass  $m$  moving in a constant gravitational field, subject to quadratic friction. We'll measure the height  $z$  to be in the upwards direction, meaning that if  $v = dz/dt > 0$ , the particle is going up. We'll look at the cases where the particle goes up and goes down separately.

### Coming Down

Suppose that we drop the particle from some height. The equation of motion is given by

$$m \frac{dv}{dt} = -mg + \gamma v^2$$



It's worth commenting on the minus signs on the right-hand side. Gravity acts downwards, so comes with a minus sign. Since the particle is falling down, friction is acting upwards so comes with a plus sign. Dividing through by  $m$ , we have

$$\frac{dv}{dt} = -g + \frac{\gamma v^2}{m} \quad (2.26)$$

Integrating this equation once gives

$$t = - \int_0^v \frac{dv'}{g - \gamma v'^2/m}$$

which can be easily solved by the substitution  $v = \sqrt{mg/\gamma} \tanh x$  to get

$$t = -\sqrt{\frac{m}{\gamma g}} \tanh^{-1} \left( \sqrt{\frac{\gamma}{mg}} v \right)$$

Inverting this gives us the speed as a function of time

$$v = -\sqrt{\frac{mg}{\gamma}} \tanh \left( \sqrt{\frac{\gamma g}{m}} t \right)$$

We now see the effect of friction. As time increases, the velocity does not increase without bound. Instead, the particle reaches a maximum speed,

$$v \rightarrow -\sqrt{\frac{mg}{\gamma}} \quad \text{as } t \rightarrow \infty \quad (2.27)$$

This is the *terminal velocity*. The sign is negative because the particle is falling downwards. Notice that if all we wanted was the terminal velocity, then we don't need to go through the whole calculation above. We can simply look for solutions of (2.26) with constant speed, so  $dv/dt = 0$ . This obviously gives us (2.27) as a solution. The advantage of going through the full calculation is that we learn how the velocity approaches its terminal value.

We can now see the origin of the quote we started with. The point is that if we compare objects of equal density, the masses scale as the volume, meaning  $m \sim L^3$  where  $L$  is the linear size of the object. In contrast, the coefficient of friction usually scales as surface area,  $\gamma \sim L^2$ . This means that the terminal velocity depends on size. For objects of equal density, we expect the terminal velocity to scale as  $v \sim \sqrt{L}$ . I have no idea if this is genuinely a big enough effect to make horses splash. (Haldane was a biologist, so he should know what it takes to make an animal splash. But in his essay he assumed linear drag rather than quadratic, so maybe not).

## Going Up

Now let's think about throwing a particle upwards. Since both gravity and friction are now acting downwards, we get a flip of a minus sign in the equation of motion. It is now

$$\frac{dv}{dt} = -g - \frac{\gamma v^2}{m} \quad (2.28)$$

Suppose that we throw the object up with initial speed  $u$  and we want to figure out the maximum height,  $h$ , that it reaches. We could follow our earlier calculation and integrate (2.28) to determine  $v = v(t)$ . But since we aren't asking about time, it's much better to instead consider velocity as a function of distance:  $v = v(z)$ . We write

$$\frac{dv}{dt} = \frac{dv}{dz} \frac{dz}{dt} = v \frac{dv}{dz} = -g - \frac{\gamma v^2}{m}$$

which can be rewritten as

$$\frac{1}{2} \frac{d(v^2)}{dz} = -g - \frac{\gamma v^2}{m}$$

Now we can integrate this equation to get velocity as a function of distance. Writing  $y = v^2$ , we have

$$\int_{u^2}^0 \frac{dy}{g + \gamma y/m} = -2 \int_0^h dz \quad \Rightarrow \quad \frac{m}{\gamma} \left[ \log \left( g + \frac{\gamma y}{m} \right) \right]_{y=u^2}^{y=0} = -2h$$

which we can rearrange to get the final answer,

$$h = \frac{m}{2\gamma} \log \left( 1 + \frac{\gamma u^2}{mg} \right)$$

It's worth looking at what happens when the effect of friction is small. Naively, it looks like we're in trouble here because as  $\gamma \rightarrow 0$ , the term in front gets very large. But surely the height shouldn't go to infinity just because the friction is small. The resolution to this is that the log is also getting small in this limit. Expanding the log, we have

$$h = \frac{u^2}{2g} \left( 1 - \frac{\gamma u^2}{2mg} + \dots \right)$$

Here the leading term is indeed the answer we would get in the absence of friction; the subleading terms tell us how much the friction,  $\gamma$ , lowers the attained height.

## Linear Drag and Ohm's Law

Consider an electron moving in a conductor. As we've seen, a constant electric field causes the electron to accelerate. A fairly good model for the physics of a conductor, known as the Drude model, treats the electron as a classical particle with linear damping. The resulting equation of motion is

$$m\ddot{x} = -eE - \gamma v$$

As in the previous example, we can figure out the terminal velocity by setting  $\ddot{x} = 0$ , to get

$$v = -\frac{eE}{\gamma}$$

In a conductor, the velocity of the electron  $v$  gives the current density,  $j$ ,

$$j = -env$$

where  $n$  is the density of electrons. This then gives us a relationship between the current density and the electric field

$$j = \sigma E$$

The quantity  $\sigma = e^2 n / \gamma$  is called the *conductivity*. This equation is Ohm's law. However, it's probably not yet in the form you know and love. If the wire has length  $L$  and cross-sectional area  $A$ , then the current  $I$  is defined as  $I = jA$ . Meanwhile, the voltage dropped across the wire is  $V = EL$ . With this in hand, we can rewrite Ohm's law as

$$V = IR$$

where the resistance is given by  $R = L / \sigma A$ .

## A 3d Example: A Projectile with Linear Drag

All our examples so far have been effectively one-dimensional. Here we give a three dimensional example which provides another illustration of how to treat vector differential equations and, specifically, how to work with vector constants on integration. We will consider a projectile, moving under gravity, experiencing linear drag. (Think of a projectile moving very slowly in a viscous liquid). At time  $t = 0$ , we throw the object with velocity  $\mathbf{u}$ . What is its subsequent motion?

The equation of motion is

$$m \frac{d\mathbf{v}}{dt} = m\mathbf{g} - \gamma\mathbf{v} \quad (2.29)$$

We can solve this by introducing the integrating factor  $e^{\gamma t/m}$  to write the equation as

$$\frac{d}{dt} (e^{\gamma t/m} \mathbf{v}) = e^{\gamma t/m} \mathbf{g}$$

We now integrate, but have to introduce a vector integration constant – let's call it  $\mathbf{c}$  – for our troubles. We have

$$\mathbf{v} = \frac{m}{\gamma} \mathbf{g} + \mathbf{c} e^{-\gamma t/m}$$

We specified above that at time  $t = 0$ , the velocity is  $\mathbf{v} = \mathbf{u}$ , so we can use this information to determine the integration constant  $\mathbf{c}$ . We get

$$\mathbf{v} = \frac{m}{\gamma} \mathbf{g} + \left( \mathbf{u} - \frac{m}{\gamma} \mathbf{g} \right) e^{-\gamma t/m}$$

Now we integrate  $\mathbf{v} = d\mathbf{x}/dt$  a second time to determine  $\mathbf{x}$  as a function of time. We get another integration constant,  $\mathbf{b}$ ,

$$\mathbf{x} = \frac{m}{\gamma} \mathbf{g} t - \frac{m}{\gamma} \left( \mathbf{u} - \frac{m}{\gamma} \mathbf{g} \right) e^{-\gamma t/m} + \mathbf{b}$$

To determine this second integration constant, we need some further information about the initial conditions. Lets say that  $\mathbf{x} = 0$  at  $t = 0$ . Then we have

$$\mathbf{x} = \frac{m}{\gamma} \mathbf{g} t + \frac{m}{\gamma} \left( \mathbf{u} - \frac{m}{\gamma} \mathbf{g} \right) (1 - e^{-\gamma t/m})$$

We can now look at this in components to get a better idea of what's going on. We'll write  $\mathbf{x} = (x, y, z)$  and we'll send the projectile off with initial velocity  $\mathbf{u} = (u \cos \theta, 0, u \sin \theta)$ . With gravity acting downwards, so  $\mathbf{g} = (0, 0, -g)$ , our vector equation becomes three equations. One is trivial:  $y = 0$ . The other two are

$$\begin{aligned} x &= \frac{m}{\gamma} u \cos \theta (1 - e^{-\gamma t/m}) \\ z &= -\frac{mgt}{\gamma} + \frac{m}{\gamma} \left( u \sin \theta + \frac{mg}{\gamma} \right) (1 - e^{-\gamma t/m}) \end{aligned}$$

Notice that the time scale  $m/\gamma$  is important. For  $t \gg m/\gamma$ , the horizontal position is essentially constant. By this time, the particle is dropping more or less vertically.

Finally, we can revisit the question that we asked in the last example: what happens when friction is small? Again, there are a couple of terms that look as if they are going to become singular in this limit. But that sounds very unphysical. To resolve this, we should ask what  $\gamma$  is small relative to. In the present case, the answer lies in the exponential terms. To say that  $\gamma$  is small, really means  $\gamma \ll m/t$  or, in other words, it means that we are looking at short times,  $t \ll m/\gamma$ . Then we can expand the exponential. Reverting to the vector form of the equation, we find

$$\begin{aligned}\mathbf{x} &= \frac{m}{\gamma} \mathbf{g}t + \frac{m}{\gamma} \left( \mathbf{u} - \frac{m}{\gamma} \mathbf{g} \right) \left( 1 - 1 + \frac{\gamma t}{m} - \frac{1}{2} \left( \frac{\gamma t}{m} \right)^2 + \dots \right) \\ &= \left( \mathbf{u}t + \frac{1}{2} \mathbf{g}t^2 \right) \left( 1 + \mathcal{O} \left( \frac{\gamma t}{m} \right) \right)\end{aligned}$$

So we see that, on small time scales, we indeed recover the usual story of a projectile without friction. The friction only becomes relevant when  $t \sim m/\gamma$ .

### 3. Interlude: Dimensional Analysis

The essence of dimensional analysis is very simple: if you are asked how hot it is outside, the answer is never “2 o’clock”. You’ve got to make sure that the units agree. Quantities which come with units are said to have *dimensions*. In contrast, pure numbers such as 2 or  $\pi$  are said to be *dimensionless*.

In all the examples that we met in the previous section, the units are hiding within the variables. Nonetheless, it’s worth our effort to dig them out. In most situations, it is useful to identify three fundamental dimensions: length  $L$ , mass  $M$  and time  $T$ . The dimensions of all other quantities should be expressible in terms of these. We will denote the dimension of a quantity  $Y$  as  $[Y]$ . Some basic examples include,

$$\begin{aligned}[\text{Area}] &= L^2 \\[\text{Speed}] &= LT^{-1} \\[\text{Acceleration}] &= LT^{-2} \\[\text{Force}] &= MLT^{-2} \\[\text{Energy}] &= ML^2T^{-2}\end{aligned}$$

The first three should be obvious. You can quickly derive the last two by thinking of your favourite equation and insisting that the dimensions on both sides are consistent. For example,  $F = ma$  immediately gives the dimensions  $[F]$ , while  $E = \frac{1}{2}mv^2$  will give you the dimensions  $[E]$ . This same technique can be used to determine the dimensions of any constants that appear in equations. For example, Newton’s gravitational constant appears in the formula  $F = -GMm/r^2$ . Matching dimensions on both sides tells us that

$$[G] = M^{-1}L^3T^{-2}$$

You shouldn’t be too dogmatic in insisting that there are exactly three dimensions of length, mass and time. In some problems, it will be useful to introduce further dimensions such as temperature or electric charge. For yet other problems, it could be useful to distinguish between distances in the  $x$ -direction and distances in the  $z$ -direction. For example, if you’re a sailor, you would be foolish to think of vertical distances in the same way as horizontal distances. Your life is very different if you mistakenly travel 10 fathoms (i.e. vertically) instead of 10 nautical miles (i.e. horizontally) and it’s useful to introduce different units to reflect this.

Conversely, when dealing with matters in fundamental physics, we often reduce the number of dimensional quantities. As we will see in Section 7, in situations where special relativity is important, time and space sit on the same footing and can be measured in the same unit, with the speed of light providing a conversion factor between the two. (We'll have more to say on this in Section 7.3.3). Similarly, in statistical mechanics, Boltzmann's constant provides a conversion factor between temperature and energy.

### Scaling: Bridgman's Theorem

Any equation that we derive must be dimensionally consistent. This simple observation can be a surprisingly powerful tool. Firstly, it provides a way to quickly check whether an answer has a hope of being correct. (And can be used to spot where a mistake appeared in a calculation). Moreover, there are certain problems that can be answered using dimensional analysis alone, allowing you to avoid calculations all together. Let's look at this in more detail.

We start by noting that dimensionful quantities such as length can only appear in equations as powers,  $L^\alpha$  for some  $\alpha$ . We can never have more complicated functions. One simple way to see this is to Taylor expand. For example, the exponential function has the Taylor expansion

$$e^x = 1 + x + \frac{x^2}{2} + \dots$$

The right-hand side contains all powers of  $x$  and only makes sense if  $x$  is a dimensionless quantity: we can never have  $e^L$  appearing in an exponent otherwise we'd be adding a length to an area to a volume and so on. A similar statement holds for  $\sin x$  and  $\log x$ , for your favourite and least favourite functions. In all cases, the argument must be dimensionless unless the function is simply of the form  $x^\alpha$ . (If your favourite function doesn't have a Taylor expansion around  $x = 0$ , simply expand around a different point to reach the same conclusion).

Suppose that we want to compute some quantity  $Y$ . This must have dimension

$$[Y] = M^\alpha L^\beta T^\gamma$$

for some  $\alpha$ ,  $\beta$  and  $\gamma$ . (There is, in general, no need for these to be integers although they are typically rational). We usually want to determine  $Y$  in terms of various other quantities in the game – call them  $X_i$ , with  $i = 1, \dots, n$ . These too will have certain dimensions. We'll focus on just three of them,  $X_1$ ,  $X_2$  and  $X_3$ . We'll assume that these three quantities are “dimensionally independent”, meaning that by taking

suitable combinations of  $X_1$ ,  $X_2$  and  $X_3$ , we can build quantities with dimension of length, mass and time. Then we must be able to express  $Y$  as

$$Y = C X_1^{a_1} X_2^{a_2} X_3^{a_3}$$

for some  $a_1$ ,  $a_2$  and  $a_3$  such that

$$[X_1^{a_1}] [X_2^{a_2}] [X_3^{a_3}] = M^\alpha L^\beta T^\gamma$$

which is simply the requirement that the dimensions agree on both sides. All the difficulty of the problem has been swept into determining  $C$  which, by necessity, is dimensionless. In principle,  $C$  can depend on all the  $X_i$ . However, since  $C$  is dimensionless, it can only depend on combinations of  $X_i$  which are also dimensionless. And this will often greatly restrict the form that the answer can take.

### An Example: The Pendulum

The above discussion is a little abstract. Let's throw some light on it with a simple example. We will consider a pendulum. We already discussed the pendulum earlier in (2.9). It has equation of motion

$$\ddot{\theta} = -\frac{g}{l} \sin \theta$$

We'd like to know the period,  $T$ . This plays the role of the quantity we called  $Y$  above: clearly, it has dimension of time. (Although we've picked a slightly annoying choice of notation because we have the equation  $[T] = T$ . Hopefully it won't cause too much confusion).

What are the variables  $X_i$  that the period can depend upon? There are four of them: the strength of gravity  $g$ , the mass of the pendulum  $m$ , the length of the pendulum  $l$  and the initial starting angle  $\theta_0$ . The dimension of  $m$  and  $l$  are obviously mass and length respectively; the dimension of acceleration is  $[g] = LT^{-2}$  while the initial angle is necessarily dimensionless  $[\theta_0] = 0$ . (This follows from its periodicity,  $\theta = \theta + 2\pi$ , because  $2\pi$  is dimensionless; alternatively it follows from the fact that it sits as the argument of a sin function). The only dimensionless combination that we can form is  $\theta_0$  itself. We can therefore write

$$T = C(\theta_0) g^{a_1} m^{a_2} l^{a_3}$$

where, on dimensional grounds, we must have

$$[T] = T = [g^{a_1}] [m^{a_2}] [l^{a_3}] = M^{a_2} L^{a_1+a_3} T^{-2a_1}$$



The unique solution is  $a_2 = 0$  and  $a_1 = -a_3 = -\frac{1}{2}$ . We learn immediately that

$$T = C(\theta_0) \sqrt{\frac{l}{g}} \quad (3.1)$$

This agrees with the result (2.10) that we got the hard way by solving the equation of motion. Of course we haven't solved the problem completely; by using dimensional analysis there's no way to figure out the function  $C(\theta_0)$  which is given by the elliptic integral in (2.10).

Nonetheless, there's important information contained in the form (3.1). For example, it tells us that the mass of the pendulum doesn't affect the period. Moreover, suppose you are given two pendulums, with lengths  $l_1$  and  $l_2$ . You release them from the same starting angle and want to know how much faster the first pendulum swings compared to the second. For these kinds of comparative questions, the unknown function  $C(\theta_0)$  drops out, and we can just immediately write down the result:

$$\frac{T_1}{T_2} = \sqrt{\frac{l_1}{l_2}}$$

Whenever we are interested only in how things scale with some quantity, it is conventional to use the symbol  $\sim$ . (We could also use the proportional symbol  $\propto$  but it looks a little too much like the Greek letter  $\alpha$ ). So equation (3.1) would be written as

$$T \sim \sqrt{\frac{l}{g}}$$

In fact we already used this notation a number of times in the last Section.

## The Importance of Dimensionless Quantities

The power of dimensional analysis really depends on how many dimensionless quantities we can construct from the variables at hand. If we can construct  $r$  dimensionless variables, then the unknown dimensionless quantity  $C$  is a function of  $r$  variables. In problems where  $r = 0$  and there are no dimensionless combinations of variables, then  $C$  is just a number.

It is a simple matter to count the number of dimensionless parameters in a given problem. If we have  $n$  independent variables  $X_i$  in a problem that requires  $k$  independent dimensions then we will be able to form  $r = n - k$  dimensionless combinations. (In our discussion above, we had  $k = 3$  corresponding to mass, length and time). This

intuitive result goes by the grand name of the *Buckingham  $\Pi$  theorem*. It can be proved formally by setting up a system of linear equations and invoking the rank-nullity theorem of linear algebra. Finally, the dimensionless combinations that you can make in a given problem are not unique: if  $x$  and  $y$  are both dimensionless, then so are  $xy$  and  $x^2y$  and  $x + y$  and, indeed, any function that you want to make out of these two variables.

There are other reasons to be interested in dimensionless quantities. The first is practical: identifying dimensionless quantities at an early stage in a calculation will save you ink! In a calculation that contains lots of variables, you'll often find the same dimensionless combinations of variables appearing at every stage. In particular – as we've already seen – it is only dimensionless combinations that can appear as the arguments of functions. Often, identifying these combinations at an early stage — and perhaps even giving them a name of their own — will speed up the computation and help in avoiding errors.

For example, if we look back to the problem of the 3d projectile with linear friction, with equation of motion (2.29), we see that the dimensionless combination  $\gamma t/m$  appears over and over in all steps of the calculation. In this case, it wasn't too annoying to keep writing  $\gamma t/m$ . But if you find yourself doing a calculation where the combination  $e^2 m_e / 2\pi\epsilon_0 \hbar^2 r$  appears three times on every line, then it's a good idea to come up with a new name for this object.

The second reason to be interested in dimensionless quantities is because the answer to a calculation often simplifies in certain regimes. Perhaps this is the regime of long times, or short distances, or high speeds, or some such thing. But only dimensionless numbers can be big. For a dimensionless quantity  $x$ , we can write  $x \gg 1$ . But it makes no sense to write  $Y \gg 1$  if  $Y$  is not dimensionless: a dimensionful quantity must always be big or small relative to something else.

We already discussed this issue in the case of the projectile (2.29), where we saw that long times necessarily meant  $t\gamma/m \gg 1$ . This is also the reason that we needed to introduce a dimensionless quantity, the Reynolds number (2.25), to decide which systems suffer linear friction vs quadratic friction.


### Another Example: The Atomic Bomb

In the 1950s, the fluid dynamicist G.I. Taylor applied dimensional analysis to photographs of an atomic explosion. As you can see in the example below, these photographs happily came with both a time scale and distance scale, allowing you to trace the radius of the shock front  $R(t)$  as a function of time after the explosion. To the

annoyance of the US government, Taylor was able to use these time and distance scales to get a good estimate of the energy released in the explosion. At the time this was classified information.

For most explosions, the dynamics of the shock front depends on the pressure of the outside air. Taylor’s insight was to realise that in an explosion as powerful as an atomic bomb, the air pressure is completely negligible. However, the density of air,  $\rho$ , is important. Taylor identified the following relevant variables

$$\begin{aligned} \text{Air density} \quad [\rho] &= ML^{-3} \\ \text{Shock Front Radius} \quad [R] &= L \\ \text{Time from Explosion} \quad [t] &= T \end{aligned}$$



**Figure 10:**

There are no dimensionless quantities that we can build from these. Since the energy released in the explosion has dimension  $[E] = ML^2T^{-2}$ , on dimensional grounds we must have

$$E = C \frac{\rho R^5}{t^2}$$

where  $C$  is an unknown constant. Of course, without knowing  $C$  this would seem to be useless. In Taylor’s case, a few further supplementary calculations allowed him to estimate  $C$ .

In general, there’s a good rule of thumb if you want to figure out unknown constants such as  $C$ : once you’ve figured out how many factors of  $2\pi$  they contain, what’s left is almost always a number that’s close to one. With a little bit of experience, it’s usually possible to guess the factors of  $2\pi$  as well since they usually arise for some geometric reason. All of which means that dimensional analysis is, perhaps, even more unreasonable useful than we might have originally hoped. Here, for example, is Einstein himself weighing in on the issue:

*“...for why should not a numerical factor like  $(12\pi)^3$  appear in a mathematical-physical deduction? But without doubt, such cases are rarities!”*

### A Last Example: Rowing

Another, classic demonstration of the power of dimensional analysis is in understanding how the speed of a rowing boat depends on the number of rowers<sup>2</sup>.

---

<sup>2</sup>This analysis was first by T. McMahon in the paper “*Rowing: A similarity analysis*”, Science 173:349 (1971)

The boat experiences quadratic friction, proportional to the submerged cross-sectional area  $A$  of the boat.

$$F_{\text{drag}} \sim v^2 A$$

(On dimensional grounds, we actually have  $F \sim \rho v^2 A$ , where  $\rho$  is the density of water, but this will not be important for our story). The *power* needed to overcome the drag is therefore

$$P = F_{\text{drag}} v \sim v^3 A$$

By Archimedes' law, the displaced volume increases linearly with the number of rowers,  $N$ . This means that the submerged volume  $V \sim N$  so the submerged area scales as  $A \sim N^{2/3}$ . (We are assuming here that the mass of the boat is negligible compared to the mass of the rowers). Meanwhile, if we further assume that the power supplied by each rower is the same, we have  $P \sim N$ . Putting all this together, we have  $P \sim N \sim v^3 N^{2/3}$ . Rearranging, we learn that the velocity increases with the number of rowers as

$$v \sim N^{1/9}$$

This simple result actually agrees pretty well with Olympic rowing times.

## Dimensional Constants of Nature

The laws of physics provide us with three fundamental constants of Nature. We have already met  $G \approx 6.7 \times 10^{-11} \text{ m}^3 \text{ Kg}^{-1} \text{ s}^{-2}$  which appears in both Newton's law of gravity as well as the more refined theory of gravity due to Einstein known as general relativity. The other two fundamental constants are the speed of light,  $c \approx 3 \times 10^8 \text{ ms}^{-1}$ , which characterises the relationship between space and time in special relativity, and Planck's constant  $\hbar \approx 10^{-34} \text{ Js}$  which determines when quantum effects become important.

These constants have dimensions

$$[G] = M^{-1} L^3 T^{-2} \quad , \quad [c] = L T^{-1} \quad , \quad [\hbar] = M L^2 T^{-1}$$

From these three constants, we can construct a characteristic length scale, known as the *Planck length*  $l_p$

$$l_p = \sqrt{\frac{G\hbar}{c^3}} \approx 10^{-35} \text{ m}$$

This is the distance at which gravity, quantum mechanics and the structure of space-time all become important. All indications are that this is the shortest distance scale

possible; at distances shorter than  $l_p$ , space itself is likely to have no meaning. Similarly, we can define the Planck time,  $t_p = l_p/c$ , the Planck mass  $m_p = \sqrt{\hbar c/G}$  and the Planck energy,

$$E_p = \frac{\hbar c}{l_p} \approx 10^{19} \text{ GeV}$$

where  $1 \text{ GeV} \approx 10^{-10} \text{ J}$  is a measure of energy used in particle physics. If we want to explore aspects of quantum gravity in experiments on Earth, we will need to build particle colliders capable of reaching Planck energies. This is a long way off: the LHC operates at energies around  $10^4 \text{ GeV}$ .

## 4. Central Forces

In this section we will study the three-dimensional motion of a particle in a central force potential. Such a system obeys the equation of motion

$$m\ddot{\mathbf{x}} = -\nabla V(r) \quad (4.1)$$

where the potential depends only on  $r = |\mathbf{x}|$ . Since both gravitational and electrostatic forces are of this form, solutions to this equation contain some of the most important results in classical physics.

Our first line of attack in solving (4.1) is to use angular momentum. Recall that this is defined as

$$\mathbf{L} = m\mathbf{x} \times \dot{\mathbf{x}}$$

We already saw in Section 2.2.2 that angular momentum is conserved in a central potential. The proof is straightforward:

$$\frac{d\mathbf{L}}{dt} = m\mathbf{x} \times \ddot{\mathbf{x}} = -\mathbf{x} \times \nabla V = 0$$

where the final equality follows because  $\nabla V$  is parallel to  $\mathbf{x}$ .

The conservation of angular momentum has an important consequence: all motion takes place in a plane. This follows because  $\mathbf{L}$  is a fixed, unchanging vector which, by construction, obeys

$$\mathbf{L} \cdot \mathbf{x} = 0$$

So the position of the particle always lies in a plane perpendicular to  $\mathbf{L}$ . By the same argument,  $\mathbf{L} \cdot \dot{\mathbf{x}} = 0$  so the velocity of the particle also lies in the same plane. In this way the three-dimensional dynamics is reduced to dynamics on a plane.

### 4.1 Polar Coordinates in the Plane

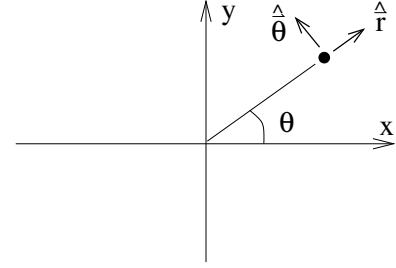
We've learned that the motion lies in a plane. It will turn out to be much easier if we work with polar coordinates on the plane rather than Cartesian coordinates. For this reason, we take a brief detour to explain some relevant aspects of polar coordinates.

To start, we rotate our coordinate system so that the angular momentum points in the  $z$ -direction and all motion takes place in the  $(x, y)$  plane. We then define the usual polar coordinates

$$x = r \cos \theta \quad , \quad y = r \sin \theta$$

Our goal is to express both the velocity and acceleration in polar coordinates. We introduce two unit vectors,  $\hat{\mathbf{r}}$  and  $\hat{\boldsymbol{\theta}}$  in the direction of increasing  $r$  and  $\theta$  respectively as shown in the diagram. Written in Cartesian form, these vectors are

$$\hat{\mathbf{r}} = \begin{pmatrix} \cos \theta \\ \sin \theta \end{pmatrix}, \quad \hat{\boldsymbol{\theta}} = \begin{pmatrix} -\sin \theta \\ \cos \theta \end{pmatrix}$$



**Figure 11:**

These vectors form an orthonormal basis at every point on the plane. But the basis itself depends on which angle  $\theta$  we sit at. Moving in the radial direction doesn't change the basis, but moving in the angular direction we have

$$\frac{d\hat{\mathbf{r}}}{d\theta} = \begin{pmatrix} -\sin \theta \\ \cos \theta \end{pmatrix} = \hat{\boldsymbol{\theta}}, \quad \frac{d\hat{\boldsymbol{\theta}}}{d\theta} = \begin{pmatrix} -\cos \theta \\ -\sin \theta \end{pmatrix} = -\hat{\mathbf{r}}$$

This means that if the particle moves in a way such that  $\theta$  changes with time, then the basis vectors themselves will also change with time. Let's see what this means for the velocity expressed in these polar coordinates. The position of a particle is written as the simple, if somewhat ugly, equation

$$\mathbf{x} = r\hat{\mathbf{r}}$$

From this we can compute the velocity, remembering that both  $r$  and the basis vector  $\hat{\mathbf{r}}$  can change with time. We get

$$\begin{aligned} \dot{\mathbf{x}} &= \dot{r}\hat{\mathbf{r}} + r\frac{d\hat{\mathbf{r}}}{d\theta}\dot{\theta} \\ &= \dot{r}\hat{\mathbf{r}} + r\dot{\theta}\hat{\boldsymbol{\theta}} \end{aligned} \tag{4.2}$$

The second term in the above expression arises because the basis vectors change with time and is proportional to the *angular velocity*,  $\dot{\theta}$ . (Strictly speaking, this is the angular speed. In the next section, we will introduce a vector quantity which is the angular velocity).

Differentiating once more gives us the expression for acceleration in polar coordinates,

$$\begin{aligned} \ddot{\mathbf{x}} &= \ddot{r}\hat{\mathbf{r}} + \dot{r}\frac{d\hat{\mathbf{r}}}{d\theta}\dot{\theta} + \dot{r}\dot{\theta}\hat{\boldsymbol{\theta}} + r\ddot{\theta}\hat{\boldsymbol{\theta}} + r\dot{\theta}\frac{d\hat{\boldsymbol{\theta}}}{d\theta}\dot{\theta} \\ &= (\ddot{r} - r\dot{\theta}^2)\hat{\mathbf{r}} + (r\ddot{\theta} + 2\dot{r}\dot{\theta})\hat{\boldsymbol{\theta}} \end{aligned} \tag{4.3}$$

The two expressions (4.2) and (4.3) will be important in what follows.

### An Example: Circular Motion

Let's look at an example that we're already all familiar with. A particle moving in a circle has  $\dot{r} = 0$ . If the particle travels with constant angular velocity  $\dot{\theta} = \omega$  then the velocity in the plane is

$$\dot{\mathbf{x}} = r\omega\hat{\boldsymbol{\theta}}$$

so the speed in the plane is  $v = |\dot{\mathbf{x}}| = r\omega$ . Similarly, the acceleration in the plane is

$$\ddot{\mathbf{x}} = -r\omega^2\hat{\mathbf{r}}$$

The magnitude of the acceleration is  $a = |\ddot{\mathbf{x}}| = r\omega^2 = v^2/r$ . From Newton's second law, if we want a particle to travel in a circle, we need to supply a force  $F = mv^2/r$  towards the origin. This is known as a *centripetal force*.

### 4.2 Back to Central Forces

We've already seen that the three-dimensional motion in a central force potential actually takes place in a plane. Let's write the equation of motion (4.1) using the plane polar coordinates that we've just introduced. Since  $V = V(r)$ , the force itself can be written using

$$\nabla V = \frac{dV}{dr}\hat{\mathbf{r}}$$

and, from (4.3) the equation of motion becomes

$$m(\ddot{r} - r\dot{\theta}^2)\hat{\mathbf{r}} + m(r\ddot{\theta} + 2\dot{r}\dot{\theta})\hat{\boldsymbol{\theta}} = -\frac{dV}{dr}\hat{\mathbf{r}} \quad (4.4)$$

The  $\hat{\boldsymbol{\theta}}$  component of this is particularly simple. It is

$$r\ddot{\theta} + 2\dot{r}\dot{\theta} = 0 \quad \Rightarrow \quad \frac{1}{r}\frac{d}{dt}(r^2\dot{\theta}) = 0$$

It looks as if we've found a new conserved quantity since we've learnt that

$$l = r^2\dot{\theta} \quad (4.5)$$

does not change with time. However, we shouldn't get too excited. This is something that we already know. To see this, let's look again at the angular momentum  $\mathbf{L}$ . We already used the fact that the direction of  $\mathbf{L}$  is conserved when restricting motion to the plane. But what about the magnitude of  $\mathbf{L}$ ? Using (4.2), we write

$$\mathbf{L} = m\mathbf{x} \times \dot{\mathbf{x}} = mr\hat{\mathbf{r}} \times (\dot{r}\hat{\mathbf{r}} + r\dot{\theta}\hat{\boldsymbol{\theta}}) = mr^2\dot{\theta}(\hat{\mathbf{r}} \times \hat{\boldsymbol{\theta}})$$



Since  $\hat{\mathbf{r}}$  and  $\hat{\boldsymbol{\theta}}$  are orthogonal, unit vectors,  $\hat{\mathbf{r}} \times \hat{\boldsymbol{\theta}}$  is also a unit vector. The magnitude of the angular momentum vector is therefore

$$|\mathbf{L}| = ml$$

and  $l$ , given in (4.5), is identified as the angular momentum per unit mass, although we will often be lazy and refer to  $l$  simply as the angular momentum.

Let's now look at the  $\hat{\mathbf{r}}$  component of the equation of motion (4.4). It is

$$m(\ddot{r} - r\dot{\theta}^2) = -\frac{dV}{dr}$$

Using the fact that  $l = r^2\dot{\theta}$  is conserved, we can write this as

$$m\ddot{r} = -\frac{dV}{dr} + \frac{ml^2}{r^3} \quad (4.6)$$

It's worth pausing to reflect on what's happened here. We started in (4.1) with a complicated, three dimensional problem. We used the direction of the angular momentum to reduce it to a two dimensional problem, and the magnitude of the angular momentum to reduce it to a one dimensional problem. This was all possible because angular momentum is conserved.

This should give you some idea of how important conserved quantities are when it comes to solving anything. Roughly speaking, this is also why it's not usually possible to solve the  $N$ -body problem with  $N \geq 3$ . In Section 5.1.5, we'll see that for the  $N = 2$  mutually interacting particles, we can use the symmetry of translational invariance to solve the problem. But for  $N \geq 3$ , we don't have any more conserved quantities to come to our rescue.

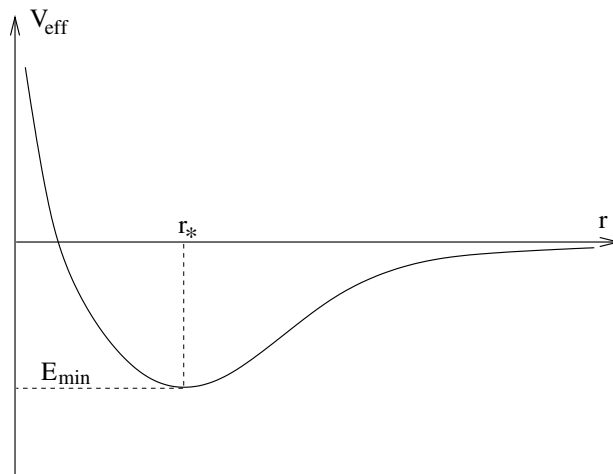
Returning to our main storyline, we can write (4.6) in the suggestive form

$$m\ddot{r} = -\frac{dV_{\text{eff}}}{dr} \quad (4.7)$$

where  $V_{\text{eff}}(r)$  is called the *effective potential* and is given by

$$V_{\text{eff}}(r) = V(r) + \frac{ml^2}{2r^2} \quad (4.8)$$

The extra term,  $ml^2/2r^2$  is called the *angular momentum barrier* (also known as the centrifugal barrier). It stops the particle getting too close to the origin, since it must pay a heavy price in “effective energy”.



**Figure 12:** The effective potential arising from the inverse square force law.

#### 4.2.1 The Effective Potential: Getting a Feel for Orbits

Let's just check that the effective potential can indeed be thought of as part of the energy of the full system. Using (4.2), we can write the energy of the full three dimensional problem as

$$\begin{aligned}
 E &= \frac{1}{2}m\dot{\mathbf{x}} \cdot \dot{\mathbf{x}} + V(r) \\
 &= \frac{1}{2}m\dot{r}^2 + \frac{1}{2}mr^2\dot{\theta}^2 + V(r) \\
 &= \frac{1}{2}m\dot{r}^2 + \frac{ml^2}{2r^2} + V(r) \\
 &= \frac{1}{2}m\dot{r}^2 + V_{\text{eff}}(r)
 \end{aligned}$$

This tells us that the energy  $E$  of the three dimensional system does indeed coincide with the energy of the effective one dimensional system that we've reduced to. The effective potential energy is the real potential energy, together with a contribution from the angular kinetic energy.

We already saw in Section 2.1.1 how we can understand qualitative aspects of one dimensional motion simply by plotting the potential energy. Let's play the same game here. We start with the most useful example of a central potential:  $V(r) = -k/r$ , corresponding to an attractive inverse square law for  $k > 0$ . The effective potential is

$$V_{\text{eff}} = -\frac{k}{r} + \frac{ml^2}{2r^2}$$

and is drawn in the figure.

The minimum of the effective potential occurs at  $r_\star = ml^2/k$  and takes the value  $V_{\text{eff}}(r_\star) = -k^2/2ml^2$ . The possible forms of the motion can be characterised by their energy  $E$ .

- $E = E_{\text{min}} = -k^2/2ml^2$ : Here the particle sits at the bottom of the well  $r_\star$  and stays there for all time. However, remember that the particle also has angular velocity, given by  $\dot{\theta} = l/r_\star^2$ . So although the particle has fixed radial position, it is moving in the angular direction. In other words, the trajectory of the particle is a circular orbit about the origin.

Notice that the radial position of the minimum depends on the angular momentum  $l$ . The higher the angular momentum, the further away the minimum. If there is no angular momentum, and  $l = 0$ , then  $V_{\text{eff}} = V$  and the potential has no minimum. This is telling us the obvious fact that there is no way that  $r$  can be constant unless the particle is moving in the  $\theta$  direction. In a similar vein, notice that there is a relationship between the angular velocity  $\dot{\theta}$  and the size of the orbit,  $r_\star$ , which we get by eliminating  $l$ : it is  $\dot{\theta}^2 = k/mr_\star^3$ . We'll come back to this relationship in Section 4.3.2 when we discuss Kepler's laws of planetary motion.

- $E_{\text{min}} < E < 0$ : Here the 1d system sits in the dip, oscillating backwards and forwards between two points. Of course, since  $l \neq 0$ , the particle also has angular velocity in the plane. This describes an orbit in which the radial distance  $r$  depends on time. Although it is not yet obvious, we will soon show that for  $V = -k/r$ , this orbit is an ellipse.

The smallest value of  $r$  that the particle reaches is called the *periapsis*. The furthest distance is called the *apoapsis*. Together, these two points are referred to as the *apsides*. In the case of motion around the Sun, the periapsis is called the *perihelion* and the apoapsis the *aphelion*.

- $E > 0$ . Now the particle can sit above the horizontal axis. It comes in from infinity, reaches some minimum distance  $r$ , then rolls back out to infinity. We will see later that, for the  $V = -k/r$  potential, this trajectory is hyperbola.

### 4.2.2 The Stability of Circular Orbits

Consider a general potential  $V(r)$ . We can ask: when do circular orbits exist? And when are they stable?

The first question is quite easy. Circular orbits exist whenever there exists a solution with  $l \neq 0$  and  $\dot{r} = 0$  for all time. The latter condition means that  $\ddot{r} = 0$  which, in turn, requires

$$V'_{\text{eff}}(r_*) = 0$$

In other words, circular orbits correspond to critical points,  $r_*$ , of  $V_{\text{eff}}$ . The orbit is stable if small perturbations return us back to the critical point. This is the same kind of analysis that we did in Section 2.1.2: stability requires that we sit at the minimum of the effective potential. This usually translates to the requirement that

$$V''_{\text{eff}}(r_*) > 0$$

If this condition holds, small radial deviations from the circular orbit will oscillate about  $r_*$  with simple harmonic motion.

Although the criterion for circular orbits is most elegantly expressed in terms of the effective potential, sometimes it's necessary to go back to our original potential  $V(r)$ . In this language, circular orbits exist at points  $r_*$  obeying

$$V'(r_*) = \frac{ml^2}{r_*^3}$$

These orbits are stable if

$$V''(r_*) + \frac{3ml^2}{r_*^4} = V''(r_*) + \frac{3}{r_*}V'(r_*) > 0 \quad (4.9)$$

We can even go right back to basics and express this in terms of the force (remember that?!),  $F(r) = -V'(r)$ . A circular orbit is stable if

$$F'(r_*) + \frac{3}{r_*}F(r_*) < 0$$

## An Example

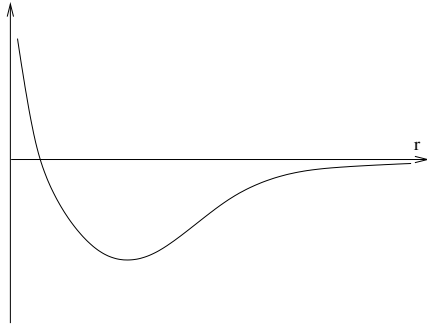
Consider a central potential which takes the form

$$V(r) = -\frac{k}{r^n} \quad n \geq 1$$

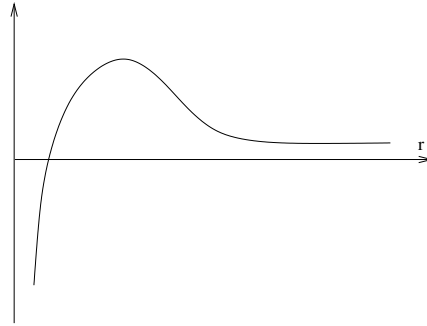
For what powers of  $n$  are the circular orbits stable? By our criterion (4.9), stability requires

$$V'' + \frac{3}{r}V' = -\left(n(n+1) - 3n\right)\frac{k}{r^{n+2}} > 0$$

which holds only for  $n < 2$ . We can easily see this pictorially in the figures where we've plotted the effective potential for  $n = 1$  and  $n = 3$ .



**Figure 13:**  $V_{\text{eff}}$  for  $V = -1/r$



**Figure 14:**  $V_{\text{eff}}$  for  $V = -1/r^3$

Curiously, in a Universe with  $d$  spatial dimensions, the law of gravity would be  $F \sim 1/r^{d-1}$  corresponding to a potential energy  $V \sim -1/r^{d-2}$ . We see that circular planetary orbits are only stable in  $d < 4$  spatial dimensions. Fortunately, this includes our Universe. We should all be feeling very lucky right now.

### 4.3 The Orbit Equation

Let's return to the case of general  $V_{\text{eff}}$ . If we want to understand how the radial position  $r(t)$  changes with time, then the problem is essentially solved. Since the energy  $E$  is conserved, we have

$$E = \frac{1}{2}m\dot{r}^2 + V_{\text{eff}}(r)$$

which we can view as a first order differential equation for  $dr/dt$ . Integrating then gives

$$t = \pm \sqrt{\frac{m}{2}} \int \frac{dr}{\sqrt{E - V_{\text{eff}}(r)}}$$

However, except for a few very special choices of  $V_{\text{eff}}(r)$ , the integral is kind of a pain. What's more, often trying to figure out  $r(t)$  is not necessarily the information that we're looking for. It's better to take a more global approach, and try to learn something about the whole trajectory of the particle, rather than its position at any given time. Mathematically, this means that we'll try to understand something about the shape of the orbit by computing  $r(\theta)$ .

In fact, to proceed, we'll also need a little trick. It's trivial, but it turns out to make the resulting equations much simpler. We introduce the new coordinate

$$u = \frac{1}{r}$$

I wish I had a reason to motivate this trick. Unfortunately, I don't. You'll just have to trust me and we'll see that it helps.

Let's put these things together. Firstly, we can rewrite the radial velocity as

$$\frac{dr}{dt} = \frac{dr}{d\theta} \dot{\theta} = \frac{dr}{d\theta} \frac{l}{r^2} = -l \frac{du}{d\theta}$$

Meanwhile, the acceleration is

$$\frac{d^2r}{dt^2} = \frac{d}{dt} \left( -l \frac{du}{d\theta} \right) = -l \frac{d^2u}{d\theta^2} \dot{\theta} = -l^2 \frac{d^2u}{d\theta^2} \frac{1}{r^2} = -l^2 u^2 \frac{d^2u}{d\theta^2} \quad (4.10)$$

The equation of motion for the radial position, which we first derived back in (4.6), is

$$m\ddot{r} - \frac{ml^2}{r^3} = F(r)$$

where, we've reverted to expressing the right-hand side in terms of the force  $F(r) = -dV/dr$ . Using (4.10), and doing a little bit of algebra (basically dividing by  $ml^2u^2$ ), we get the second order differential equation

$$\frac{d^2u}{d\theta^2} + u = -\frac{1}{ml^2u^2} F(1/u) \quad (4.11)$$

This is the *orbit equation*. Our goal is to solve this for  $u(\theta)$ . If we want to subsequently figure out the time dependence, we can always extract it from the equation  $\dot{\theta} = lu^2$ .

### 4.3.1 The Kepler Problem

The *Kepler problem* is the name given to understanding planetary orbits about a star. It is named after the astronomer Johannes Kepler – we'll see his contribution to the subject in the next section.

We saw in Section 2.3 that the inverse-square force law of gravitation is described by the central potential

$$V(r) = -\frac{km}{r} \quad (4.12)$$

where  $k = GM$ . However, the results that we will now derive will equally well apply to motion of a charged particle in a Coulomb potential if we instead use  $k = -qQ/4\pi\epsilon_0m$ .

For the potential (4.12), the orbit equation (4.11) becomes very easy to solve. It is just

$$\frac{d^2u}{d\theta^2} + u = \frac{k}{l^2}$$

But this is just the equation for a harmonic oscillator, albeit with its centre displaced by  $k/l^2$ . We can write the most general solution as

$$u = A \cos(\theta - \theta_0) + \frac{k}{l^2} \quad (4.13)$$

with  $A$  and  $\theta_0$  integration constants. (You might be tempted instead to write  $u = A \cos \theta + B \sin \theta + k/l^2$  with  $A$  and  $B$  as integration constants. This is equivalent to our result above but, as we will now see, it's much more useful to use  $\theta_0$  as the second integration constant).

At the point where the orbit is closest to the origin (the periapsis),  $u$  is largest. From our solution, we have  $u_{\max} = A + k/l^2$ . We will choose to orient our polar coordinates so that the periapsis occurs at  $\theta = 0$ . This choice means that set  $\theta_0 = 0$ . In terms of our original variable  $r = 1/u$ , we have the final expression for the orbit

$$r = \frac{r_0}{e \cos \theta + 1} \quad (4.14)$$

where

$$r_0 = \frac{l^2}{k} \quad \text{and} \quad e = \frac{Al^2}{k}$$

Notice that  $r_0$  is fixed by the angular momentum, while the choice of  $e$  is now effectively the integration constant in the problem.

You have seen equation (4.14) before (in the *Vectors and Matrices* course): it describes a *conic section*. If you don't remember this, don't worry! We'll derive all the necessary properties of this equation below. The integration constant  $e$  is called the *eccentricity* and it determines the shape of the orbit.

**Ellipses:**  $e < 1$

For  $e < 1$ , the radial position of the particle is bounded in the interval

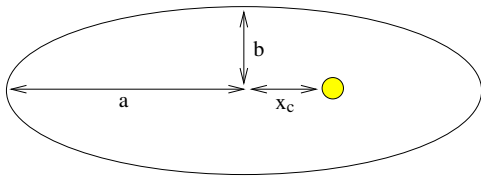
$$\frac{r_0}{r} \in [1 - e, 1 + e]$$

We can convert (4.14) back to Cartesian coordinates  $x = r \cos \theta$  and  $y = r \sin \theta$ , writing

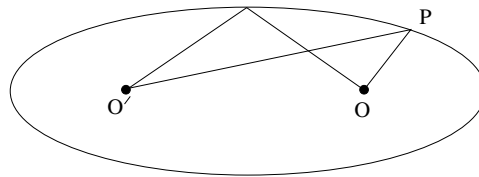
$$r = r_0 - er \cos \theta \quad \Rightarrow \quad x^2 + y^2 = (r_0 - ex)^2$$

Multiplying out the square, collecting terms, and rearranging allow us to write this equation as

$$\frac{(x - x_c)^2}{a^2} + \frac{y^2}{b^2} = 1$$



**Figure 15:** The elliptical orbit with the origin at a focus



**Figure 16:** The distance from between the two foci and a point on the orbit is constant

with

$$x_c = -\frac{er_0}{1-e^2} \quad \text{and} \quad a^2 = \frac{r_0^2}{(1-e^2)^2} \quad \text{and} \quad b^2 = \frac{r_0^2}{1-e^2} < a^2 \quad (4.15)$$

This is the formula for an ellipse, with its centre shifted to  $x = x_c$ . The orbit is drawn in the figure. The two semi-axes of the ellipse have lengths  $a$  and  $b$ . The centre of attraction of the gravitational force (for example, the sun) sits at  $r = 0$ . This is marked by the yellow disc in the figure. Notice that it is not the centre of the ellipse: the two points differ by a distance

$$|x_c| = \frac{r_0 e}{1-e^2} = ea$$

The origin where the star sits has special geometric significance: it is called the *focus* of the ellipse. In fact, it is one of two foci: the other, shown as  $O'$  in Figure above, sits at equal distance from the centre along the major axis. A rather nice geometric property of the ellipse is that the distance  $OPO'$  shown in the second figure is the same for all points  $P$  on the orbit. (You can easily prove this with some messy algebra).

When  $e = 0$ , the focus sits at the centre of the ellipse and lengths of the two axes coincide:  $a = b$ . This is a circular orbit.

In the Solar System, nearly all planets have  $e < 0.1$ . This means that the difference between the major and minor axes of their orbits is less than 1% and the orbits are very nearly circular. The only exception is Mercury, the closest planet to the Sun, which has  $e \approx 0.2$ . For very eccentric orbits, we need to look at comets. The most famous, Halley's comet, has  $e \approx 0.97$ , a fact which most scientists hold responsible for the Chas and Dave lyric "Halley's comet don't come round every year, the next time it comes into view will be the year 2062". However, according to astronomers, it will be the year 2061.

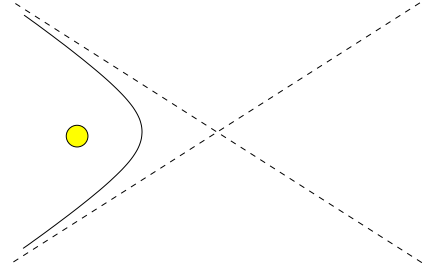


**Hyperbolae:**  $e > 1$ 

For  $e > 1$ , there are two values of  $\theta$  for which  $r \rightarrow \infty$ . They are  $\cos \theta = -1/e$ . Repeating the algebraic steps that lead to the ellipse equation, we instead find that the orbit is described by

$$\frac{1}{a^2} \left( x - \frac{r_0 e}{e^2 - 1} \right)^2 - \frac{y^2}{b^2} = 1$$

with  $a^2 = r_0^2/(e^2 - 1)^2$  and  $b^2 = r_0^2/(e^2 - 1)$ . This is the equation for a hyperbola. It is plotted in the figure, where the dashed lines are the asymptotes. They meet at the point  $x = r_0 e/(e^2 - 1)$ . Again, the centre of the gravitational attraction sits at the origin denoted by the yellow disc. Notice that the orbit goes off to  $r \rightarrow \infty$  when  $\cos \theta = -1/e$ . Since the right-hand side is negative, this must occur for some angle  $\theta > \pi/2$ . This is one way to see why the orbit sits in the left-hand quadrant as shown.



**Figure 17:** A hyperbola

**Parabolae:**  $e = 1$ 

Finally, in the special case of  $e = 1$ , the algebra is particularly simple. The orbit is described by the equation for a parabola,

$$y^2 = r_0^2 - 2r_0 x$$

**The Energy of the Orbit Revisited**

We can tally our solutions with the general picture of orbits that we built in Section 4.2.1 by looking at the effective potential. The energy of a given orbit is

$$\begin{aligned} E &= \frac{1}{2} m \dot{r}^2 + \frac{ml^2}{2r^2} - \frac{km}{r} \\ &= \frac{1}{2} m \left( \frac{dr}{d\theta} \right)^2 \dot{\theta}^2 + \frac{ml^2}{2r^2} - \frac{km}{r} \\ &= \frac{1}{2} m \left( \frac{dr}{d\theta} \right)^2 \frac{l^2}{r^4} + \frac{ml^2}{2r^2} - \frac{km}{r} \end{aligned}$$

We can substitute in our solution (4.14) for the orbit to get

$$\frac{dr}{d\theta} = \frac{r_0 e \sin \theta}{(1 + e \cos \theta)^2}$$

After a couple of lines of algebra, we find that all the  $\theta$  dependence vanishes in the energy (as it must since the energy is a constant of the motion). We are left with the pleasingly simple result

$$E = \frac{mk^2}{2l^2}(e^2 - 1) \quad (4.16)$$

We can now compare this with the three cases we saw in Section 4.2.1:

- $e < 1 \Rightarrow E < 0$ : These are the trapped, or bounded, orbits that we now know are ellipses.
- $e > 1 \Rightarrow E > 0$ : These are the unbounded orbits that we now know are hyperbolae.
- $e = 0 \Rightarrow E = -mk^2/2l^2$ . This coincides with the minimum of the effective potential  $V_{\text{eff}}$  which we previously understood corresponds to a circular orbit.

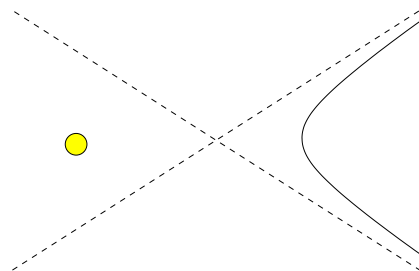
### A Repulsive Force

In the analysis above, we implicitly assumed that the force is attractive, so  $k > 0$ . This, in turn, ensures that  $r_0 = l^2/k > 0$ . For a repulsive interaction, we choose to write the solution (4.14) as

$$r = \frac{|r_0|}{e \cos \theta - 1} \quad (4.17)$$

where  $|r_0| = l^2/|k|$  and  $e = Al^2/|k|$ . Note that with this choice of convention,  $e > 0$ . Since we must have

$r > 0$ , we only find solutions in the case  $e > 1$ . This is nice: we wouldn't expect to find bound orbits between two particles which repel each other. For  $e > 1$ , the unbounded hyperbolic orbits look like those shown in the figure. Notice that the orbits go off to  $r \rightarrow \infty$  when  $\cos \theta = 1/e$  which, since  $e > 0$ , must occur at an angle  $\theta < \pi/2$ . This is the reason that the orbit sits in the right-hand quadrant.



**Figure 18:**

### 4.3.2 Kepler's Laws of Planetary Motion

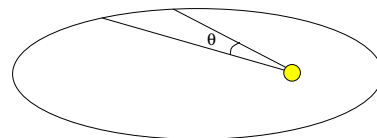
In 1605, Kepler published three laws which are obeyed by the motion of all planets in the Solar System. These laws were the culmination of decades of careful, painstaking observations of the night sky, firstly by Tycho Brahe and later by Kepler himself. They are:

- **K1:** Each planet moves in an ellipse, with the Sun at one focus.

- **K2:** The line between the planet and the Sun sweeps out equal areas in equal times.
- **K3:** The period of the orbit is proportional to the radius<sup>3/2</sup>.

Now that we understand orbits, let's see how Kepler's laws can be derived from Newton's inverse-square law of gravity.

We'll start with Kepler's second law. This is nothing more than the conservation of angular momentum. From the figure, we see that in time  $\delta t$ , the area swept out is



**Figure 19:**

$$\delta A = \frac{1}{2} r^2 \delta \theta \quad \Rightarrow \quad \frac{dA}{dt} = \frac{1}{2} r^2 \dot{\theta} = \frac{l}{2}$$

which we know is constant. This means that Kepler's second law would hold for *any* central force.

What about Kepler's third law? This time, we do need the inverse-square law itself. However, if we assume that the gravitational force takes the form  $F = -GMm/r^2$ , then Kepler's third law follows simply by dimensional analysis. The only parameter in the game is  $GM$  which has dimensions

$$[GM] = L^3 T^{-2}$$

So if we want to write down a formula relating the period of an orbit,  $T$ , with some average radius of the orbit  $R$  (no matter how we define such a thing), the formula must take the form

$$T^2 \sim \frac{R^3}{GM}$$

We already saw a version of this in Section 4.2.1 where we noted that, for circular orbits,  $\dot{\theta}^2 \sim 1/r^3$ . For a general elliptical orbit, we can be more precise. The area of an ellipse is

$$A = \pi ab = \pi a^2 \sqrt{1 - e^2} = \frac{\pi r_0^2}{(1 - e^2)^{3/2}}$$

Since area is swept out at a constant rate,  $dA/dt = l/2$ , the time for a single period is

$$T = \frac{2A}{l} = \frac{2\pi r_0^2}{l(1 - e^2)^{3/2}} = \frac{2\pi}{\sqrt{GM}} \left( \frac{r_0}{1 - e^2} \right)^{3/2}$$

The quantity in brackets indeed has the dimension of a length. But what length is it? In fact, it has a nice interpretation. Recall that the periapsis of the orbit occurs at  $r_{\min} = r_0/(1+e)$  and the apoapsis at  $r_{\max} = r_0/(1-e)$ . It is then natural to define the average radius of the orbit to be  $R = \frac{1}{2}(r_{\min} + r_{\max}) = r_0/(1-e^2)$ . We have

$$T = \frac{2\pi}{\sqrt{GM}} R^{3/2}$$

The fact that the inverse-square law implies Kepler's third law was likely known to several of Newton's contemporaries, including Hooke, Wren and Halley. However, the proof that the inverse-square law also gives rise to Kepler's first law – a proof which we have spent much of this section deriving – was Newton's alone. This is one of the highlights of Newton's famous *Principia*.

### 4.3.3 Orbital Precession

For extremely massive objects, Newton's theory of gravity needs replacing. Its successor is Einstein's theory of general relativity which describes how gravity can be understood as the bending of space and time. You will have to be patient if you want to learn general relativity: it is offered as a course in Part II.

However, for certain problems, the full structure of general relativity reduces to something more familiar. It can be shown that for planets orbiting a star, much of the effect of the curvature of spacetime can be captured in a simple correction to the Newtonian force law, with the force now arising from the potential<sup>3</sup>

$$V(r) = -\frac{GMm}{r} \left( 1 + \frac{3GM}{c^2 r} \right)$$

where  $c$  is the speed of light. For  $r \gg GM/c^2$ , this extra term is negligible and we return to the Newtonian result. Here we will see the effect of keeping this extra term.

We again define  $k = GM$ . After a little bit of algebra, the orbit equation (4.11) can be shown to be

$$\frac{d^2 u}{d\theta^2} + \left( 1 - \frac{6k^2}{c^2 l^2} \right) u = \frac{k}{l^2}$$

---

<sup>3</sup>In the lecture notes on [General Relativity](#) we will actually derive a  $1/r^3$  correction to Newton's law of gravity. But general relativity is subtle and there are different ways of parameterising the radial distance  $r$ . A different choice leads to the  $1/r^2$  correction described above. Both approaches result in the same answer for the perihelion precession.

The solution to this equation is very similar to that of the Kepler problem (4.13). It is

$$u(\theta) = A \cos \left( \sqrt{1 - \frac{6k^2}{c^2 l^2}} \theta \right) + \frac{k}{l^2 - 6k^2/c^2}$$

where we have once again chosen our polar coordinates so that the integration constant is  $\theta_0 = 0$ .

This equation again describes an ellipse. But now the ellipse *precesses*, meaning that the periapsis (the point of closest approach to the origin) does not sit at the same angle on each orbit. This is simple to see. A periapsis occurs whenever the cos term is 1. This first happens at  $\theta = 0$ . But the next time round, it happens at

$$\theta = 2\pi \left( 1 - \frac{6k^2}{c^2 l^2} \right)^{-1/2} \approx 2\pi \left( 1 + \frac{3k^2}{c^2 l^2} \right)$$

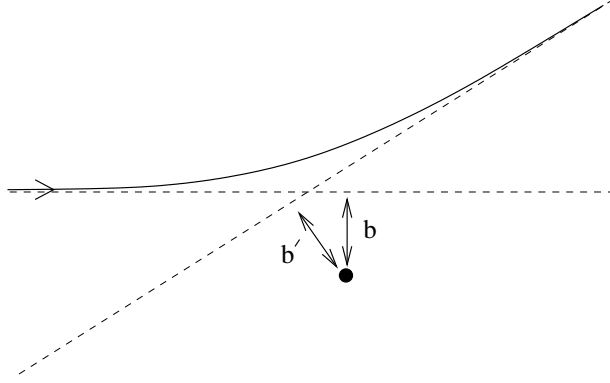
We learn that the orbit does not close up. Instead the periapsis advances by an angle of  $6\pi G^2 M^2 / c^2 l^2$  each turn.

The general relativistic prediction of the perihelion advance of Mercury – the closest planet to the sun – was one of the first successes of Einstein’s theory.

#### 4.4 Scattering: Throwing Stuff at Other Stuff

In the past century, physicists have developed a foolproof and powerful method to understand everything and anything: you take the object that you’re interested in and you throw something at it. Ideally, you throw something at it really hard. This technique was pioneered by Rutherford who used it to understand the structure of the atom. It was used by Franklin, Crick and Watson to understand the structure of DNA. And, more recently, it was used at the LHC to demonstrate the existence of the Higgs boson. In short, throwing stuff at other stuff is the single most important experimental method available to science. Because of this, it is given a respectable sounding name: it is called *scattering*.

Before we turn to any specific problem, there are a few aspects that apply equally well to particles scattering off any central potential  $V(r)$ . We will only need to assume  $V(r) \rightarrow 0$  as  $r \rightarrow \infty$ . We do our experiment and throw the particle from a large distance which we will take to be  $r \rightarrow \infty$ . We want to throw the particle towards the origin, but our aim is not always spot on. If the interaction is repulsive, we expect the particle to be deflected and its trajectory will be something like that shown in the figure. (However, much of what we’re about to say will hold whether the force is attractive or repulsive).



**Figure 20:**

Firstly, by energy conservation, the speed of the particle at the end of its trajectory must be the same as the initial speed. (This is true since at  $r \rightarrow \infty$  at both the beginning and end and there is no contribution from the potential energy). Let's call this initial/final speed  $v$ .

But, in a central potential, we also have conservation of angular momentum,  $\mathbf{L} = m\mathbf{r} \times \dot{\mathbf{r}}$ . We can get an expression for  $l = |\vec{L}|/m$  as follows: draw a straight line tangent to the initial velocity. The closest this line gets to the origin is distance  $b$ , known as the *impact parameter*. The modulus of the angular momentum is then

$$l = bv \quad (4.18)$$

If this equation isn't immediately obvious mathematically, the following words may convince you. Suppose that there was no force acting on the particle at all. In this case, the particle would indeed follow the straight line shown in the figure. When it's closest to the origin, its velocity  $\dot{\mathbf{r}}$  is perpendicular to its position  $\mathbf{r}$  and its angular momentum is obviously  $l = bv$ . But angular momentum is conserved for a free particle, so this must also be its initial angular momentum. But, if this is the case, it is also the angular momentum of the particle moving in the potential  $V(r)$  because there too the angular momentum is conserved and can't change from its initial value.

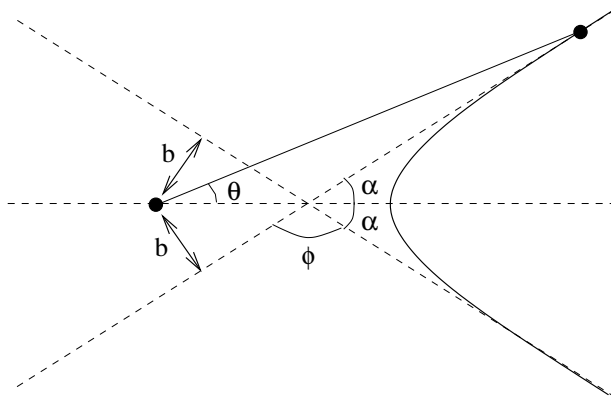
At the end of the trajectory, by the same kind of argument, the angular momentum  $l$  is  $l = b'v$  where  $b'$  is the shortest distance from the origin to the exit asymptote as shown in the figure. But since the angular momentum is conserved, we must have

$$b = b'$$

### 4.4.1 Rutherford Scattering

*It was quite the most incredible event that ever happened to me in my life. It was almost as incredible as if you fired a 15-inch shell at a piece of tissue paper and it came back and hit you.*

Ernest Rutherford



**Figure 21:**

Here we'll look at the granddaddy of all scattering experiments. We take a particle of charge  $q$  and mass  $m$  and throw it at a fixed particle of charge  $Q$ . We'll ignore the gravitational interaction and focus just on the repulsive Coulomb force. The potential is

$$V = \frac{qQ}{4\pi\epsilon_0 r}$$

This is mathematically identical to the gravitational force, so we can happily take all the results from the last section and replace  $k = -qQ/4\pi\epsilon_0 m$  in our previous equations.

Using our knowledge that  $b' = b$ , we can draw another scattering event as shown. Here  $\theta$  is the position of the particle. We will denote the total angle through which the particle is deflected as  $\phi$ . However, in the short term the angle  $\alpha$ , shown in the figure, will prove more useful. This is related to  $\phi$  simply by

$$\phi = \pi - 2\alpha \tag{4.19}$$

Our goal is to understand how the scattering angle  $\phi$  depends on the impact parameter  $b$  and the initial velocity  $v$ . Using the expression (4.17) for the orbit that we derived

earlier, we know that the particle asymptotes to  $r \rightarrow \infty$  when the angle is at  $\theta = \alpha$ . This tells us that

$$\cos \alpha = \frac{1}{e}$$

As we mentioned previously,  $e > 1$  which ensures that  $\alpha < \pi/2$  as shown in the figure.

There are a number of ways to proceed from here. Probably the easiest is if we use the expression for energy. When the particle started its journey, it had  $E = \frac{1}{2}mv^2$  (where  $v$  is the initial velocity). We can equate this with (4.16) to get

$$E = \frac{1}{2}mv^2 = \frac{mk^2}{2l^2}(e^2 - 1) = \frac{mk^2}{2l^2} \tan^2 \alpha$$

Finally, we replace  $l = bv$  to get the expression we wanted, relating the scattering angle  $\phi$  to the impact parameter  $b$ ,

$$\phi = 2 \tan^{-1} \left( \frac{|k|}{bv^2} \right) \quad (4.20)$$

The result that we've derived here is for a potential with all the charge  $Q$  sitting at the origin. We now know that this is a fairly good approximation to the nucleus of the atom. But, in 1909, when Rutherford, Geiger and Marsden, first did this experiment, firing alpha particles (Helium nuclei) at a thin film of gold, the standard lore was that the charge of the nucleus was smeared throughout the atom in the so-called “plum pudding model”. In that case, the deflection of the particle at high velocities would be negligible. But, from (4.20), we see that, regardless of the initial velocity  $v$ , if you fire a particle directly at the nucleus, so that  $b = 0$ , the particle will always be deflected by a full  $\phi = 180^\circ$ . This was the result that so surprised Rutherford.



## 5. Systems of Particles

So far, we've only considered the motion of a single particle. If our goal is to understand everything in the Universe, this is a little limiting. In this section, we take a small step forwards: we will describe the dynamics of  $N$ , interacting particles.

The first thing that we do is put a label  $i = 1, \dots, N$  on everything. The  $i^{\text{th}}$  particle has mass  $m_i$ , position  $\mathbf{x}_i$  and momentum  $\mathbf{p}_i = m_i \dot{\mathbf{x}}_i$ . (A word of warning: do not confuse the label  $i$  on the vectors with index notation for vectors!) Newton's second law should now be written for each particle,

$$\dot{\mathbf{p}}_i = \mathbf{F}_i$$

where  $\mathbf{F}_i$  is the force acting on the  $i^{\text{th}}$  particle. The novelty is that the force  $\mathbf{F}_i$  can be split into two parts: an external force  $\mathbf{F}_i^{\text{ext}}$  (for example, if the whole system sits in a gravitational field) and a force due to the presence of the other particles. We write

$$\mathbf{F}_i = \mathbf{F}_i^{\text{ext}} + \sum_{j \neq i} \mathbf{F}_{ij}$$

where  $\mathbf{F}_{ij}$  is the force on particle  $i$  due to particle  $j$ . At this stage, we get to provide a more precise definition of Newton's third law. Recall the slogan: every action has an equal and opposite reaction. In equations this means,

- **N3 Revisited:**  $\mathbf{F}_{ij} = -\mathbf{F}_{ji}$

In particular, this form of the third law holds for both gravitational and Coulomb forces. However, we will soon find a need to present an even stronger version of Newton's third law.

### 5.1 Centre of Mass Motion

The total mass of the system is

$$M = \sum_{i=1}^N m_i$$

We define the *centre of mass* to be

$$\mathbf{R} = \frac{1}{M} \sum_{i=1}^N m_i \mathbf{x}_i$$

The total momentum of the system,  $\mathbf{P}$ , can then be written entirely in terms of the centre of mass motion,

$$\mathbf{P} = \sum_{i=1}^N \mathbf{p}_i = M\dot{\mathbf{R}}$$

We can now look at how the centre of mass moves. We have

$$\dot{\mathbf{P}} = \sum_i \dot{\mathbf{p}}_i = \sum_i \left( \mathbf{F}_i^{\text{ext}} + \sum_{j \neq i} \mathbf{F}_{ij} \right) = \sum_i \mathbf{F}_i^{\text{ext}} + \sum_{i < j} (\mathbf{F}_{ij} + \mathbf{F}_{ji})$$

But Newton's third law tells us that  $\mathbf{F}_{ij} = -\mathbf{F}_{ji}$  and the last term vanishes, leaving

$$\dot{\mathbf{P}} = \sum_i \mathbf{F}_i^{\text{ext}} \quad (5.1)$$

This is an important formula. It tells us if you just want to know the motion of the centre of mass of a system of particles, then only the external forces count. If you throw a wriggling, squealing cat then its internal forces  $\mathbf{F}_{ij}$  can change its orientation, but they can do nothing to change the path of its centre of mass. That is dictated by gravity alone. (Actually, this statement is only true for conservative forces. The shape of the cat could change friction coefficients which would, in turn, change the external forces).

It's hard to overstate the importance of (5.1). Without it, the whole Newtonian framework for mechanics would come crashing down. After all, nothing that we really describe is truly a point particle. Certainly not a planet or a cat, but even something as simple as an electron has an internal spin. Yet none of these details matter because everything, regardless of the details, any object acts as a point particle if we just focus on the position of its centre of mass.

### 5.1.1 Conservation of Momentum

There is a trivial consequence to (5.1). If there is no net external force on the system, so  $\sum_i \mathbf{F}_i^{\text{ext}} = 0$ , then the total momentum of the system is conserved:  $\dot{\mathbf{P}} = 0$ .

### 5.1.2 Angular Momentum

The total angular momentum of the system about the origin is defined as

$$\mathbf{L} = \sum_i \mathbf{x}_i \times \mathbf{p}_i$$

Recall that when we take the time derivative of angular momentum, we get  $d/dt(\mathbf{x}_i \times \mathbf{p}_i) = \dot{\mathbf{x}}_i \times \mathbf{p}_i + \mathbf{x}_i \times \dot{\mathbf{p}}_i = \mathbf{x}_i \times \dot{\mathbf{p}}_i$  because  $\mathbf{p}_i$  is parallel to  $\dot{\mathbf{x}}_i$ . Using this, the change in the total angular momentum is

$$\frac{d\mathbf{L}}{dt} = \sum_i \mathbf{x}_i \times \dot{\mathbf{p}}_i = \sum_i \mathbf{x}_i \times \left( \mathbf{F}_i^{\text{ext}} + \sum_{j \neq i} \mathbf{F}_{ij} \right) = \boldsymbol{\tau} + \sum_i \sum_{j \neq i} \mathbf{x}_i \times \mathbf{F}_{ij}$$

where  $\boldsymbol{\tau} \equiv \sum_i \mathbf{x}_i \times \mathbf{F}_i^{\text{ext}}$  is the *total external torque*. The second term above still involves the internal forces. What are we going to do about it? Since  $\mathbf{F}_{ij} = -\mathbf{F}_{ji}$ , we can write it as

$$\sum_i \sum_{i \neq j} \mathbf{x}_i \times \mathbf{F}_{ij} = \sum_{i < j} (\mathbf{x}_i - \mathbf{x}_j) \times \mathbf{F}_{ij}$$

This would vanish if the force between the  $i^{\text{th}}$  and  $j^{\text{th}}$  particle is parallel to the line  $(\mathbf{x}_i - \mathbf{x}_j)$  joining the two particles. This is indeed true for both gravitational and Coulomb forces and this requirement is sometimes elevated to a strong form of Newton's third law:

- **N3 Revisited Again:**  $\mathbf{F}_{ij} = -\mathbf{F}_{ji}$  and is parallel to  $(\mathbf{x}_i - \mathbf{x}_j)$ .

In situations where this strong form of Newton's third law holds, the change in total angular momentum is again due only to external forces,

$$\frac{d\mathbf{L}}{dt} = \boldsymbol{\tau} \quad (5.2)$$

### 5.1.3 Energy

The total kinetic energy of the system of particles is

$$T = \frac{1}{2} \sum_i m_i \dot{\mathbf{x}}_i \cdot \dot{\mathbf{x}}_i$$

We can decompose the position of each particle as

$$\mathbf{x}_i = \mathbf{R} + \mathbf{y}_i$$

where  $\mathbf{y}_i$  is the position of the particle  $i$  relative to the centre of mass. In particular, since  $\sum_i m_i \mathbf{x}_i = M\mathbf{R}$ , the  $\mathbf{y}_i$  must obey the constraint  $\sum_i m_i \mathbf{y}_i = 0$ . The kinetic energy can then be written as

$$\begin{aligned} T &= \frac{1}{2} \sum_i m_i (\dot{\mathbf{R}} + \dot{\mathbf{y}}_i)^2 \\ &= \frac{1}{2} \sum_i m_i \dot{\mathbf{R}}^2 + \dot{\mathbf{R}} \cdot \sum_i m_i \dot{\mathbf{y}}_i + \frac{1}{2} \sum_i m_i \dot{\mathbf{y}}_i^2 \\ &= \frac{1}{2} M \dot{\mathbf{R}}^2 + \frac{1}{2} \sum_i m_i \dot{\mathbf{y}}_i^2 \end{aligned} \quad (5.3)$$

This tells us that the kinetic energy splits up into the kinetic energy of the centre of mass, together with the kinetic energy of the particles moving around the centre of mass.

We can repeat the analysis that lead to the construction of the potential energy. When the  $i^{\text{th}}$  particle moves along a trajectory  $\mathcal{C}_i$ , the difference in kinetic energies is given by

$$T(t_2) - T(t_1) = \sum_i \int_{\mathcal{C}_i} \mathbf{F}_i^{\text{ext}} \cdot d\mathbf{x}_i + \sum_i \sum_{j \neq i} \int_{\mathcal{C}_i} \mathbf{F}_{ij} \cdot d\mathbf{x}_i$$

If we want to define a potential energy, we require that both external and internal forces are conservative. We usually do this by asking that

- Conservative External Forces:  $\mathbf{F}_i^{\text{ext}} = -\nabla_i V_i(\mathbf{x}_i)$
- Conservative Internal Forces:  $\mathbf{F}_{ij} = -\nabla_i V_{ij}(|\mathbf{x}_i - \mathbf{x}_j|)$

Note that, for once, we are not using the summation convention here. We are also working with the definition  $\nabla_i \equiv \partial/\partial \mathbf{x}_i$ . In particular, internal forces of this kind obey the stronger version of Newton's third law if we take the potentials to further obey  $V_{ij} = V_{ji}$ . With these assumptions, we can define a conserved energy given by

$$E = T + \sum_i V_i(\mathbf{x}_i) + \sum_{i < j} V_{ij}(|\mathbf{x}_i - \mathbf{x}_j|)$$

#### 5.1.4 In Praise of Conservation Laws

*Semper Eadem*, the motto of Trinity College, celebrating conservation laws since 1546

Above we have introduced three quantities that, under the right circumstances, are conserved: momentum, angular momentum and energy. There is a beautiful theorem, due to Emmy Noether, which relates these conserved quantities to symmetries of space and time. You will prove this theorem in a later [Classical Dynamics](#) course, but here we give just a taster<sup>4</sup> of this result, together with some motivation.

- Conservation of momentum follows from the translational invariance of space. In our formulation, we saw that momentum is conserved if the total external force vanishes. But without an external force pushing the particles one way or another, any point in space is just as good as any other. This is the deep reason for momentum conservation.

---

<sup>4</sup>A proof of Noether's theorem first needs the basics of the Lagrangian formulation of classical mechanics. An introduction can be found at <http://www.damtp.cam.ac.uk/user/tong/dynamics.html>

- Conservation of angular momentum follows from the rotational invariance of space. Again, there are hints of this already in what we have seen since a vanishing external torque can be guaranteed if the background force is central, and therefore rotational symmetric.
- Conservation of energy follows from invariance under time translations. This means that it doesn't matter when you do an experiment, the laws of physics remain unchanged. We can see one aspect of this in our discussion of potential energy in Section 2 where it was important that there was no explicit time dependence. (This is not to say that the potential energy doesn't change with time. But it only changes because the position of the particle changes, not because the potential function itself is changing).

### 5.1.5 Why the Two Body Problem is Really a One Body Problem

Solving the dynamics of  $N$  mutually interacting particles is hard. Here “hard” means that no one knows how to do it unless the forces between the particles are of a very special type (e.g. harmonic oscillators).

However, when there are no external forces present, the case of two particles actually reduces to the kind of one particle problem that we met in the last section. Here we see why.

We have already defined the centre of mass,

$$M\mathbf{R} = m_1\mathbf{x}_1 + m_2\mathbf{x}_2$$

We'll also define the relative separation,

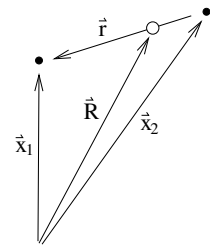
$$\mathbf{r} = \mathbf{x}_1 - \mathbf{x}_2$$

Then we can write

$$\mathbf{x}_1 = \mathbf{R} + \frac{m_2}{M}\mathbf{r} \quad \text{and} \quad \mathbf{x}_2 = \mathbf{R} - \frac{m_1}{M}\mathbf{r}$$

We assume that there are no external forces at work on the system, so  $\mathbf{F}_i^{\text{ext}} = 0$  which ensures that the centre of mass travels with constant velocity:  $\ddot{\mathbf{R}} = 0$ . Meanwhile, the relative motion is governed by

$$\ddot{\mathbf{r}} = \ddot{\mathbf{x}}_1 - \ddot{\mathbf{x}}_2 = \frac{1}{m_1}\mathbf{F}_{12} - \frac{1}{m_2}\mathbf{F}_{21} = \frac{m_1 + m_2}{m_1 m_2} \mathbf{F}_{12}$$



**Figure 22:** The particles are the black dots; the centre of mass is the white dot.

where, in the last step, we've used Newton's third law  $\mathbf{F}_{12} = -\mathbf{F}_{21}$ . The equation of motion for the relative position can then be written as

$$\mu \ddot{\mathbf{r}} = \mathbf{F}_{12}$$

where  $\mu$  is the *reduced mass*

$$\mu = \frac{m_1 m_2}{m_1 + m_2}$$

But this is really nice. It means that we've already solved the problem of two mutually interacting particles because their centre of mass motion is trivial, while their relative separation reduces to the kind of problem that we've already seen. In particular, if they interact through a central force of the kind  $\mathbf{F}_{12} = -\nabla V(\mathbf{r})$  — which is true for both gravitational and electrostatic forces — then we simply need to adopt the methods of Section 4, with  $m$  in (4.1) replaced by  $\mu$ .

In the limit when one of the particles involved is very heavy, say  $m_2 \gg m_1$ , then  $\mu \approx m_1$  and the heavy object remains essentially fixed, with the lighter object orbiting around it. For example, the centre of mass of the Earth and Sun is very close to the centre of the Sun. Even for the Earth and moon, the centre of mass is 1000 miles below the surface of the Earth.

## 5.2 Collisions

You met collisions in last term's mechanics course. This subject is strictly speaking off-syllabus but, nonetheless, there's a couple of interesting things to say. Of particular interest are *elastic* collisions, in which both kinetic energy and momentum are conserved. As we have seen, such collisions will result from any conservative inter-particle force between the two particles.

Consider the situation of a particle travelling with velocity  $\mathbf{v}$ , colliding with a second, stationary particle. After the collision, the two particles have velocities  $\mathbf{v}_1$  and  $\mathbf{v}_2$ . Even without knowing anything else about the interaction, there is a pleasing, simple result that we can derive. Conservation of energy tells us

$$\frac{1}{2}m\mathbf{v}^2 = \frac{1}{2}m\mathbf{v}_1^2 + \frac{1}{2}m\mathbf{v}_2^2$$

while the conservation of momentum reads

$$m\mathbf{v} = m\mathbf{v}_1 + m\mathbf{v}_2 \tag{5.4}$$

Squaring this second equation, and comparing to the first, we learn that the cross-term on the right-hand side must vanish. This tells us that

$$\mathbf{v}_1 \cdot \mathbf{v}_2 = 0 \quad (5.5)$$

In other words, either one of the particles is stationary, or the two particles scatter at right-angles.

Although the conservation of energy and momentum gives us some information about the collision, it is not enough to uniquely determine the final outcome. It's easy to see why: we have six unknowns in the two velocities  $\mathbf{v}_1$  and  $\mathbf{v}_2$ , but just four equations in (5.4) and (5.5).

### Acting on Impulse

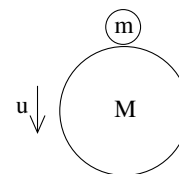
When particles are subjected to short, sharp shocks – such as the type that arise in collisions – one often talks about *impulse* instead of force. If a force  $\mathbf{F}$  acts for just a short time  $\Delta t$ , then the impulse  $\mathbf{I}$  experienced by the particle is defined to be

$$\mathbf{I} = \int_t^{t+\Delta t} \mathbf{F} dt = \Delta \mathbf{p}$$

The second equality above follows from Newton's second law and tells us that the impulse is the same as the change of momentum.

#### 5.2.1 Bouncing Balls

For particles constrained to move along a line (i.e. in one dimension), the same counting that we did above tells us that the conservation of energy and momentum is enough to tell us everything. Here we look at a couple of examples. First, place a small ball of mass  $m$  on top of a large ball of mass  $M$  and drop both so that they hit the floor with speed  $u$ . How fast does the smaller ball fly back up?



**Figure 23:**

It's best to think of the small ball as very slightly separated from the larger one. Assuming all collisions are elastic, the big ball then hits the ground first and bounces back up with the same speed  $u$ , whereupon it immediately collides with the small ball. After this collision, we'll call the speed of the small ball  $v$  and the speed of the large ball  $V$ . Conservation of energy and momentum then tell us

$$mu^2 + Mu^2 = mv^2 + MV^2 \quad \text{and} \quad Mu - mu = mv + MV$$

Note that we've measured velocity upwards: hence the initial momentum of the small ball is the only one to come with a minus sign.

Just jumping in and solving these as simultaneous equations will lead to a quadratic and some messy algebra. There's a slightly slicker way. We write the two equations as

$$M(V - u)(V + u) = m(u - v)(u + v) \quad \text{and} \quad M(u - V) = m(v + u)$$

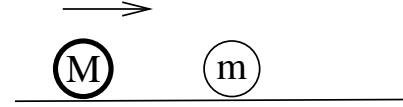
Dividing one by the other gives  $V + u = v - u$ . We can now use this and the momentum conservation equation to eliminate  $V$ . We find

$$v = \frac{3M - m}{M + m}u$$

You can try this at home with a tennis ball and basketball. But trust the maths. It's telling you that the speed will be almost three times greater. This means that the kinetic energy (and therefore the height reached by the tennis ball) will be almost nine times greater. You have been warned!

### 5.2.2 More Bouncing Balls and the Digits of $\pi$

Here's another example. The question seems a little arbitrary, but the answer is quite extraordinary. Consider two balls shown in the figure. The rightmost ball has mass  $m$ . The leftmost ball is much heavier: it has the rather strange mass  $M = 16 \times 100^N \times m$  where  $N$  is an integer.



**Figure 24:**

We give the heavy ball a small kick so it rolls to the right. It collides elastically with the light ball which then flies off towards the wall. The collision with the wall is also elastic and the light ball bounces off with the same speed it arrived at, heading back towards the heavy ball. The process keeps repeating: the light ball bounces off the heavy one, bounces off the wall, and returns to collide yet again with the heavy ball. Note that the total energy is conserved in all processes but the total momentum is not conserved in the collision with the wall.

A priori, there are two possible outcomes of this. It may be that the heavy ball moves all the way to the right where it too bounces off the wall (and, of course, the light ball which is trapped between it and the wall). Or, it may be that the light ball eventually collides enough times that the heavy ball turns around and starts moving towards the left.

Which of these two possibilities occurs will be decided by the dynamics. Below, we'll see that it's actually the latter scenario that takes place: the heavy ball does not reach the wall. The question that we want to ask is: how many times,  $p(N)$ , does the heavy ball hit the lighter one before it turns around and starts heading in the opposite direction?



The answer to this question is one of the most ridiculous things I've ever seen in physics. It is<sup>5</sup>

$$p(N) - 1 = \text{The first } N + 1 \text{ digits of } \pi$$

In other words,  $p(0) - 1 = 3$ ,  $p(1) - 1 = 31$ ,  $p(2) - 1 = 314$ ,  $p(3) - 1 = 3141$  and so on.

In case it's not obvious, let me explain why you should also find this result ridiculous. The number  $\pi$  is, of course, ubiquitous in physics. But this is very different from the decimal expansion of the number. As the name suggests, the *digits* of  $\pi$  in a decimal expansion have as much to do with biology as mathematics. But we subtly inserted the relevant biological fact in the original question by insisting that the mass of the big ball is  $M = 16 \times 10^{2N} \times m$ . This seemingly innocuous factor of 10 will prove to be the reason that the expansion of  $\pi$  comes out in base 10.

Let's now try to prove this unlikely result. Let  $u_n$  be the velocity of the heavy ball and  $v_n$  be the velocity of the light ball after the  $n^{\text{th}}$  collision between them. Conservation of energy and momentum tell us that

$$\begin{aligned} Mu_{n+1}^2 + mv_{n+1}^2 &= Mu_n^2 + mv_n^2 \\ Mu_{n+1} + mv_{n+1} &= Mu_n - mv_n \end{aligned}$$

Rearranging these reveals some nice algebraic simplifications. Despite the quadratic nature of the energy conservation equation, the relationship between the velocities before and after is actually linear,

$$\begin{pmatrix} u_{n+1} \\ v_{n+1} \end{pmatrix} = A \begin{pmatrix} u_n \\ v_n \end{pmatrix}$$

where the matrix  $A$  depends only on the ratio of masses which we denote as  $x = m/M$  and is given by

$$A = \frac{1}{1+x} \begin{pmatrix} 1-x & -2x \\ 2 & 1-x \end{pmatrix}$$

Since we start with the only the heavy ball moving,  $(u_0, v_0) = (u_0, 0)$ . The velocities after the  $n^{\text{th}}$  collision between the balls are

$$\begin{pmatrix} u_n \\ v_n \end{pmatrix} = A^n \begin{pmatrix} u_0 \\ 0 \end{pmatrix} \tag{5.6}$$

---

<sup>5</sup>This is a variation of a problem first stated in the 2003 in the paper “*Playing Pool with  $\pi$* ” by Gregory Galperin. The proof in this paper uses purely geometric techniques. I'm grateful to Joe Minahan for help constructing this example, together with the proof below.

The smart way to compute the matrix  $A^n$  is to first diagonalise  $A$ . The eigenvalues of  $A$  are easily computed to be  $e^{\pm i\theta}$  where

$$\cos \theta = \frac{1-x}{1+x}$$

Using this, we can write

$$A^n = S \begin{pmatrix} e^{in\theta} & 0 \\ 0 & e^{-in\theta} \end{pmatrix} S^{-1} \quad \text{with} \quad S = \frac{1}{1+x} \begin{pmatrix} i\sqrt{x} & -i\sqrt{x} \\ 1 & 1 \end{pmatrix} \quad (5.7)$$

and the velocities after the  $n^{\text{th}}$  collision are given by

$$\begin{pmatrix} u_n \\ v_n \end{pmatrix} = \frac{u_0}{\sqrt{x}} \begin{pmatrix} \sqrt{x} \cos n\theta \\ \sin n\theta \end{pmatrix}$$

We want to know how many collisions,  $p$ , it takes before the heavy ball starts moving in the opposite direction. This occurs when  $\cos n\theta < 0$ , which means that  $p$  must obey

$$(p-1)\theta < \frac{\pi}{2} \quad \text{while} \quad p\theta > \frac{\pi}{2}$$

To get a feel for this, we'll make an approximation. Since  $x = m/M$ , we can expand  $\cos \theta \approx 1 - \frac{1}{2}\theta^2 \approx 1 - 2x$ , which gives us  $\theta \approx 2\sqrt{x}$ . Using our rather strange choice of mass,  $x = 10^{-2N}/16$ , so  $\theta \approx 10^{-N}/2$ . If the corrections to this approximation are unimportant, the number of collisions  $p$  is the largest integer such that  $(p-1) \times 10^{-N} < \pi$  while  $p \times 10^{-N} > \pi$ . The answer is

$$p(N) - 1 = [10^N \pi]$$

which means the integer part of  $10^N \pi$ . This is the same thing as the first  $N+1$  digits of  $\pi$ .

Finally, we should check whether the approximations that we made above are valid. Is there some way the higher order terms that we neglected can change the answer? Although we should check this, we won't. Because it turns out to be quite tricky. If you're interested, some relevant details can be found in the original paper cited above.

### 5.3 Variable Mass Problems

Recall that the correct version of Newton's second law is

$$\dot{\mathbf{p}} = \mathbf{F} \quad (5.8)$$

where  $\mathbf{p} = m\dot{\mathbf{x}}$  is the momentum. This coincides with the more familiar  $m\ddot{\mathbf{x}} = \mathbf{F}$  only when the mass of the object is unchanging. Here we will look at a few situations where the mass actually does change. There are two canonical examples: things falling apart and things gathering other stuff. We'll treat them each in turn.

### 5.3.1 Rockets: Things Fall Apart

A rocket moves in a straight line with velocity  $v(t)$ . The mass of the rocket,  $m(t)$ , changes with time because it propels itself forward by spitting out fuel behind. Suppose that the fuel is ejected at a speed  $u$  *relative* to the rocket. Our goal is to figure out how the speed of the rocket changes over time.

You might think that we should just plug this into Newton’s second law (5.8) to get “ $d(mv)/dt = F$ ”. But this isn’t quite right. The equation (5.8) refers to the momentum of the entire system, which in this case includes the rocket and the ejected fuel. And we need to take both into account.

To proceed, it’s best to go back to first principles and work infinitesimally. At time  $t$ , the momentum of the rocket is

$$p(t) = m(t)v(t)$$

After a short interval  $\delta t$ , this momentum is split between the momentum of the rocket and the momentum of the recently ejected fuel,

$$p(t + \delta t) = p_{\text{rocket}}(t + \delta t) + p_{\text{fuel}}(t + \delta t)$$

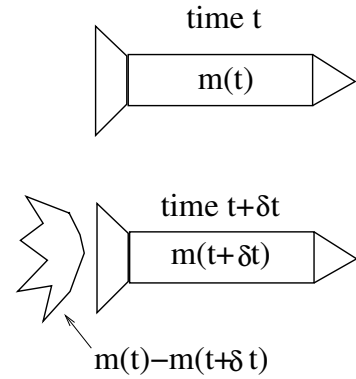


Figure 25:

The momentum of the rocket at this later time is given by

$$\begin{aligned} p_{\text{rocket}}(t + \delta t) &= m(t + \delta t)v(t + \delta t) \\ &\approx \left( m(t) + \frac{dm}{dt}\delta t \right) \left( v(t) + \frac{dv}{dt}\delta t \right) \\ &\approx m(t)v(t) + \left( v\frac{dm}{dt} + m\frac{dv}{dt} \right) \delta t + \mathcal{O}(\delta t^2) \end{aligned}$$

where we’ve Taylor expanded the mass and velocity and kept terms up to order  $\delta t$ . Similarly, the momentum of the fuel ejected between time  $t$  and  $t + \delta t$  is

$$\begin{aligned} p_{\text{fuel}}(t + \delta t) &= [m(t) - m(t + \delta t)] [v(t) - u] \\ &\approx -\frac{dm}{dt}\delta t [v(t) - u] + \mathcal{O}(\delta t^2) \end{aligned}$$

Notice that the speed of the fuel is  $v - u$ ; this is because the fuel has speed  $u$  relative to the rocket. In fact, there’s a small subtlety here. Does the fuel travel at velocity  $v(t) - u$  or  $v(t + \delta t) - u$  or some average of the two? In fact, it doesn’t matter. The difference

only shows up at order  $\delta t^2$  and doesn't affect our final answer. Adding together these two momenta, we have the result

$$p(t + \delta t) = p(t) + \left( m(t) \frac{dv}{dt} + u \frac{dm}{dt} \right) \delta t + \mathcal{O}(\delta t^2) \quad (5.9)$$

At this stage, we can use Newton's second law in the form (5.8) which, using the definition of the derivative, is given by

$$\frac{p(t + \delta t) - p(t)}{\delta t} = F$$

Comparing this to (5.9), we arrive at the *Tsiolkovsky rocket equation*

$$m(t) \frac{dv}{dt} + u \frac{dm}{dt} = F \quad (5.10)$$

Apparently, this equation was first derived only in 1903.

### An Example: A Free Rocket in Space

Let's solve the rocket equation when there is no external force,  $F = 0$ . We can write it as

$$\frac{dv}{dt} = - \frac{u}{m} \frac{dm}{dt}$$

which can be trivially integrated to give

$$v(t) = v_0 + u \log \left( \frac{m_0}{m(t)} \right)$$

Here we have chosen the rocket to have speed  $v_0$  when its mass is  $m_0$ . We see that burning rocket fuel will only increase your speed logarithmically. If we further assume that the rocket burns fuel at a constant rate,

$$\frac{dm}{dt} = -\alpha$$

then we have  $m(t) = m_0 - \alpha t$ . (Note that  $\alpha > 0$  means that  $dm/dt < 0$  as it should be). In this case, the velocity of the rocket is

$$v(t) = v_0 - u \log \left( 1 - \frac{\alpha t}{m_0} \right)$$

Notice that this solution only makes sense for times  $t < m_0/\alpha$ . This is because at time  $t = m_0/\alpha$ , all of the fuel runs out which, in our somewhat silly model, means that the rocket has disappeared entirely. For these times  $t < m_0/\alpha$ , we can integrate once more to get the position

$$x = v_0 t + \frac{u m_0}{\alpha} \left[ \left( 1 - \frac{\alpha t}{m_0} \right) \log \left( 1 - \frac{\alpha t}{m_0} \right) + \frac{\alpha t}{m_0} \right]$$

### Another Example: A Rocket with Linear Drag

Here's a slightly more involved example. The initial mass of the rocket is  $m_0$  and we will still burn fuel at a constant rate, so  $\dot{m} = -\alpha$ . But now the rocket is subject to linear drag,  $F = -\gamma v$ , presumably because it has encountered some sticky alien intergalactic golden syrup or something. If the rocket starts from rest, how fast is it going after it has burned one half of its mass as fuel?

With linear drag, the rocket equation (5.10) becomes

$$m\dot{v} + u\dot{m} = -\gamma v \quad (5.11)$$

We can already get a feel for what's going on by looking at this equation. Since  $\dot{m} = -\alpha$ , rearranging we get

$$m\dot{v} = \alpha u - \gamma v$$

This means that we will continue to accelerate through the sticky alien goo if we're travelling slowly and burning fuel fast enough so that  $\alpha u > \gamma v$ . But as our speed approaches  $v = \alpha u / \gamma$ , the acceleration slows down and we expect this to be the limiting velocity. However, if we were travelling too fast to begin with, so  $\gamma v > \alpha u$ , then we will slow down until we again hit the limiting speed  $v = \alpha u / \gamma$ .

Let's now look in more detail at the solution. We could solve the rocket equation (5.11) to get  $v(t)$ , but since the question doesn't ask about velocity as a function of time, we'll be much better off thinking of velocity as a function of mass:  $v = v(m)$ . Then

$$\dot{v} = \frac{dv}{dm}\dot{m} = -\alpha \frac{dv}{dm}$$

Using this, the rocket equation becomes

$$-\alpha m \frac{dv}{dm} - \alpha u = -\gamma v$$

This can be happily integrated using a few basic steps,

$$\frac{dv}{dm} = \frac{\gamma v - \alpha u}{\alpha m} \quad \Rightarrow \quad \int \frac{dv}{\gamma v - \alpha u} = \int \frac{dm}{\alpha m}$$

Before integrating, we need to decide whether the denominator on the left-hand side is positive or negative. (Because integrating will give us a log and the argument of log

has to be positive). Because we stated above that the rocket starts from rest, we have  $\gamma v < \alpha u$  meaning that the left-hand side is negative. Integrating then gives

$$\frac{1}{\gamma} \log \left( \frac{\alpha u - \gamma v}{\alpha u} \right) = \frac{1}{\alpha} \log \left( \frac{m}{m_0} \right)$$

Here the denominators that we introduced in the argument of both logs are there on dimensional grounds. (Remember that the argument of log has to be dimensionless). The factor of  $m_0$  is an integration constant; the factor of  $\alpha u$  tells us that the velocity vanishes when  $m = m_0$ . Rearranging, we get the final answer

$$v = \frac{\alpha u}{\gamma} \left( 1 - \left( \frac{m}{m_0} \right)^{\gamma/\alpha} \right)$$

We see that the behaviour is in agreement with our discussion after (5.11); as  $m$  decreases,  $v$  increases towards the limiting velocity  $v = \alpha u / \gamma$ . But it never reaches this velocity until all the mass of the rocket is burnt as fuel. In particular, we can answer the question posed at the beginning simply by setting  $m = m_0/2$ .

### 5.3.2 Avalanches: Stuff Gathering Other Stuff

It's somewhat more natural to come up with examples where things fall apart and the mass decreases. But, for completeness, let's discuss a situation where the mass increases: avalanches. I should confess up front that avalanches are very poorly understood and the model below holds no claim to realism.

We'll denote the mass of snow moving in the avalanche as  $m(t)$ . We'll further assume that all the snow moves down the hill at the same speed  $v(t)$ , picking up extra snow as it goes. We can use the rocket equation (5.10), with  $u = v$  since the snow lying on the ground which is picked up has speed  $v$  relative to the avalanche. Ignoring friction, but including the force due to gravity, the rocket equation becomes

$$m \frac{dv}{dt} + v \frac{dm}{dt} = mg \sin \theta$$

where  $\theta$  is the angle that the slope makes with the ground. Because the snow lying on the ground had no momentum, we do get the naive equation that comes from simply plugging the momentum of the avalanche into (5.8)

$$\frac{d}{dt}(mv) = mg \sin \theta$$

Suppose that the snow has density  $\rho$  and cross-sectional area  $A$  (i.e. the height of the snow times the width of the mountain). Moreover, assume that all of the snow is picked

up as the avalanche passes over. Then after the avalanche has moved a distance  $x$  down the slope, it has picked up a mass  $m(t) = \rho Ax(t)$ . The equation of motion is

$$\frac{d}{dt}(\rho Axv) = \rho A x g \sin \theta$$

At this point, it is best to think of velocity as a function of position:  $v = v(x)$ . Then we can write  $d/dt = v d/dx$  so

$$v \frac{d}{dx}(xv) = xg \sin \theta$$

This is again easily integrated in a few standard manoeuvres. If we first multiply both sides by  $x$ , we have

$$xv \frac{d}{dx}(xv) = x^2 g \sin \theta \quad \Rightarrow \quad \frac{1}{2}(xv)^2 = \frac{1}{3}x^3 g \sin \theta$$

where we've set the integration constant to zero so that  $v = 0$  when we start at  $x = 0$ . Rearranging now gives the speed as a function of position,

$$v = \sqrt{\frac{2}{3}xg \sin \theta}$$

If we integrate this once more, we get

$$x = \frac{1}{6}gt^2 \sin \theta$$

where we again set the integration constant to zero by assuming that  $x = 0$  when  $t = 0$ . It's worth mentioning that this is a factor of  $1/3$  smaller than the result we get for an object that doesn't gather mass as it goes which, taken at face value, suggests that you should be able to outrun an avalanche, at least if you didn't have to worry about friction. Personally, I wouldn't bet on it.

## 5.4 Rigid Bodies

So far, we've only discussed "particles", objects with no extended size. But what happens to more complicated objects that can twist and turn as they move? The simplest example is a *rigid body*. This is a collection of  $N$  particles, constrained so that the relative distance between any two points,  $i$  and  $j$ , is fixed:

$$|\mathbf{x}_i - \mathbf{x}_j| = \text{fixed}$$

A rigid body can undergo only two types of motion: its centre of mass can move; and it can rotate. We'll start by considering just the rotations. In Section 5.4.5, we'll combine the rotations with the centre of mass motion.

### 5.4.1 Angular Velocity

We fix some point in the rigid body and consider rotation about this point. To describe these rotations, we need the concept of angular velocity. We'll begin by considering a single particle which is rotating around the  $z$ -axis, as shown in the figure. The position and velocity of the particle are given by

$$\mathbf{x} = (d \cos \theta, d \sin \theta, z) \quad \Rightarrow \quad \dot{\mathbf{x}} = (-\dot{\theta}d \sin \theta, \dot{\theta}d \cos \theta, 0)$$

We can write this by introducing a new vector  $\boldsymbol{\omega} = \dot{\theta}\hat{\mathbf{z}}$ ,

$$\dot{\mathbf{x}} = \boldsymbol{\omega} \times \mathbf{x}$$

The vector  $\boldsymbol{\omega}$  is called the *angular velocity*. In general we can write  $\boldsymbol{\omega} = \omega\hat{\mathbf{n}}$ . Here the magnitude,  $\omega = |\dot{\theta}|$  is the angular speed of rotation, while the unit vector  $\hat{\mathbf{n}}$  points along the axis of rotation, defined in a right-handed sense. (Curl the fingers of your right hand in the direction of rotation: your thumb points in the direction of  $\boldsymbol{\omega}$ ).

The speed of the particle is then given by

$$v = |\dot{\mathbf{x}}| = r\omega \sin \phi = d\omega$$

where

$$d = |\hat{\mathbf{n}} \times \mathbf{x}| = r \sin \phi$$

is the perpendicular distance to the axis of rotation as shown in the figure. Finally, we will also need an expression for the kinetic energy of this particle as it rotates about the axis  $\hat{\mathbf{n}}$  through the origin; it is

$$T = \frac{1}{2}m\dot{\mathbf{x}} \cdot \dot{\mathbf{x}} = \frac{1}{2}m(\boldsymbol{\omega} \times \mathbf{x}) \cdot (\boldsymbol{\omega} \times \mathbf{x}) = \frac{1}{2}md^2\omega^2 \quad (5.12)$$

### 5.4.2 The Moment of Inertia

Now let's return to our main theme and look at a collection of  $N$  particles which make up a rigid body. The fact that the object is rigid means that all particles rotate with the same angular velocity,

$$\dot{\mathbf{x}}_i = \boldsymbol{\omega} \times \mathbf{x}_i$$

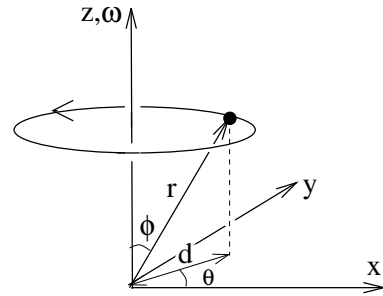


Figure 26:



This ensures that the relative distance between points remains fixed as it should:

$$\begin{aligned}\frac{d}{dt}|\mathbf{x}_i - \mathbf{x}_j|^2 &= 2(\dot{\mathbf{x}}_i - \dot{\mathbf{x}}_j) \cdot (\mathbf{x}_i - \mathbf{x}_j) \\ &= 2[\boldsymbol{\omega} \times (\mathbf{x}_i - \mathbf{x}_j)] \cdot (\mathbf{x}_i - \mathbf{x}_j) = 0\end{aligned}$$

We can write the kinetic energy for a rigid body as

$$T = \frac{1}{2} \sum_i m_i \dot{\mathbf{x}}_i \cdot \dot{\mathbf{x}}_i = \frac{1}{2} I \omega^2$$

where

$$I \equiv \sum_{i=1}^N m_i d_i^2$$

is the *moment of inertia*. Notice the similarity between the rotational kinetic energy  $\frac{1}{2}I\omega^2$  and the translational kinetic energy  $\frac{1}{2}Mv^2$ . The moment of inertia is to rotations what the mass is to translations. The bigger  $I$ , the more energy you need to supply to the body to make it spin.

The moment of inertia also plays a role in the angular momentum of the rigid body. We have

$$\mathbf{L} = \sum_i m_i \mathbf{x}_i \times \dot{\mathbf{x}}_i = \sum_i m_i \mathbf{x}_i \times (\boldsymbol{\omega} \times \mathbf{x}_i)$$

If we write  $\boldsymbol{\omega} = \omega \hat{\mathbf{n}}$ , for a unit vector  $\hat{\mathbf{n}}$ , then the magnitude of the angular momentum in the direction of  $\boldsymbol{\omega}$  is

$$\begin{aligned}\mathbf{L} \cdot \hat{\mathbf{n}} &= \omega \sum_i m_i \left( \mathbf{x}_i \times (\hat{\mathbf{n}} \times \mathbf{x}_i) \right) \cdot \hat{\mathbf{n}} \\ &= \omega \sum_i m_i (\mathbf{x}_i \times \hat{\mathbf{n}}) \cdot (\mathbf{x}_i \times \hat{\mathbf{n}}) \\ &= I\omega\end{aligned}$$

We saw earlier in (5.2) that acting with a torque  $\tau$  changes the angular momentum:  $\dot{\mathbf{L}} = \boldsymbol{\tau}$ . For a rigid body, we learn that if the torque is in the same direction as the angular velocity, so  $\boldsymbol{\tau} = \tau \hat{\mathbf{n}}$ , then the change in the angular velocity is simply

$$I\dot{\omega} = \tau$$

## Calculating the Moment of Inertia

It's often useful to treat rigid bodies as continuous objects. This means that we replace the discrete particle masses  $m_i$  with a continuous density distribution  $\rho(\mathbf{x})$ . In this course, we will nearly always be interested in uniform objects for which the density  $\rho$  is constant. (Although a spatially dependent  $\rho$  doesn't add any more conceptual difficulties). The total mass of the body is then given by a volume integral

$$M = \int \rho(\mathbf{x}) dV$$

and the moment of inertia is

$$I = \int \rho(\mathbf{x}) x_{\perp}^2 dV = \int \rho(\mathbf{x}) (x \sin \phi)^2 dV$$

where  $x_{\perp} = x \sin \phi$  is the perpendicular distance from the point  $\mathbf{x}$  to the axis of rotation. Let's look at some simple examples.

### A Circular Hoop

A uniform hoop has mass  $M$  and radius  $a$ . Take the axis of rotation to pass through the centre, perpendicular to the plane of the hoop. This is, perhaps the simplest example, because all points of the hoop lie at the same distance,  $a$ , from the centre. The moment of inertia is simply

$$I = Ma^2$$

### A Rod

A rod has length  $l$ , mass  $M$  and uniform density  $\rho = M/l$  (strictly this is mass per unit length rather than mass per volume). The moment of inertia about an axis perpendicular to the rod, passing through the end point is

$$I = \int_0^l \rho x^2 dx = \frac{1}{3} \rho l^3 = \frac{1}{3} M l^2 \quad (5.13)$$

### A Disc

A uniform disc has radius  $a$  and mass  $M = \pi \rho a^2$ . Two dimensional objects, such as the disc, are sometimes referred to as *laminas*. This time we'll look at two different axes of rotation.

We start with an axis of rotation through the centre, perpendicular to the plane of the disc. We can compute the moment of inertia using plane polar coordinates. Recall that we need to include a Jacobian factor of  $r$ , so that the infinitesimal area is  $dA = r dr d\theta$ . The moment of inertia is then

$$I = \int_0^a \int_0^{2\pi} \rho r^2 r dr d\theta = \frac{1}{4} \rho (2\pi a^4) = \frac{1}{2} M a^2$$

We can also look at an axis rotation that passes through the centre of the disc but, this time, lies within the plane of the disc. We'll choose polar coordinates so that  $\theta = 0$  lies along the axis of rotation. Then the point with coordinates  $(r, \theta)$  lies a distance  $r \sin \theta$  away from the axis of rotation. The moment of inertia is now

$$I = \int_0^a \int_0^{2\pi} \rho (r \sin \theta)^2 r dr d\theta = \frac{1}{4} M a^2$$

In fact, these two calculations illustrate a general fact about laminas. If we take the  $z$  axis to lie perpendicular to the plane of the lamina, then the moments of inertia about the  $x$  and  $y$ -axes are  $I_x = \int \rho y^2 dA$  and  $I_y = \int \rho x^2 dA$ . Meanwhile, the distance of any point to the  $z$ -axis is  $r = \sqrt{x^2 + y^2}$ , so the moment of inertia about the  $z$ -axis is

$$I_z = \int \rho (x^2 + y^2) dA = I_x + I_y$$

This is known as the *perpendicular axis theorem*

## A Sphere

A uniform sphere has radius  $a$  and mass  $M = \frac{4}{3}\pi\rho a^3$ . We pick spherical polar coordinates with the axis  $\theta = 0$  pointing along the axis of rotation which passes through the centre of the sphere. A point with coordinates  $(r, \theta, \phi)$  has distance  $r \sin \theta$  from the axis of rotation. We also have the Jacobian factor  $r^2 \sin \theta$ , so that the volume element is  $dV = r^2 \sin \theta dr d\theta d\phi$  with  $\theta \in [0, \pi)$  and  $\phi \in [0, 2\pi)$ . The moment of inertia is

$$I = \int_0^a \int_0^\pi \int_0^{2\pi} \rho (r \sin \theta)^2 r^2 \sin \theta dr d\theta d\phi = \frac{8}{15} \pi \rho a^5 = \frac{2}{5} M a^2$$

### 5.4.3 Parallel Axis Theorem

A rigid body has mass  $M$  and moment of inertia  $I_{\text{CoM}}$  about an axis which passes through its centre of mass. Let  $I$  be the moment of inertia about a parallel axis that lies a distance  $h$  away. Then

$$I = I_{\text{CoM}} + M h^2$$

This is the *parallel axis theorem*.

It is a simple matter to prove this. We pick an origin that sits on the second axis (the one that does not pass through the centre of mass) and label the unit vector along this axis as  $\hat{\mathbf{n}}$ . Measured from here, the position to any particle can be decomposed as

$$\mathbf{r}_i = \mathbf{R} + \mathbf{y}_i$$

where  $\mathbf{R}$  is the centre of mass position and  $\mathbf{y}_i$  are constrained to obey  $\sum_i m_i \mathbf{y}_i = 0$ . We can then write the moment of inertia as

$$\begin{aligned} I &= \sum_i m_i (\hat{\mathbf{n}} \times \mathbf{r}_i) \cdot (\hat{\mathbf{n}} \times \mathbf{r}_i) \\ &= \sum_i m_i (\hat{\mathbf{n}} \times (\mathbf{R} + \mathbf{y}_i)) \cdot (\hat{\mathbf{n}} \times (\mathbf{R} + \mathbf{y}_i)) \\ &= \sum_i m_i \left( (\hat{\mathbf{n}} \times \mathbf{y}_i) \cdot (\hat{\mathbf{n}} \times \mathbf{y}_i) + 2(\hat{\mathbf{n}} \times \mathbf{y}_i) \cdot (\hat{\mathbf{n}} \times \mathbf{R}) + (\hat{\mathbf{n}} \times \mathbf{R}) \cdot (\hat{\mathbf{n}} \times \mathbf{R}) \right) \end{aligned}$$

The first term is nothing other than  $I_{\text{CoM}}$ . The middle term vanishes by the constraint  $\sum_i m_i \mathbf{y}_i = 0$ . (This is because  $\mathbf{y}_i$  is only thing that depends on  $i$  in the sum. So even though the  $\mathbf{y}_i$  are hiding inside some scalar-vector product, you can still move the  $\sum m_i$  inside all of this). Finally, the last term contains the factor  $(\hat{\mathbf{n}} \times \mathbf{R}) \cdot (\hat{\mathbf{n}} \times \mathbf{R}) = h^2$ , where  $h$  is the distance between the two axes as shown in the figure. This gives us the result we wanted:

$$I = I_{\text{CoM}} + Mh^2$$

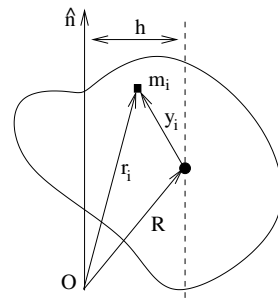
Notice that, as a simple corollary, the moment of inertia for an axis which passes through the centre of mass is necessarily lower than that of any parallel axis.

### The Disc Again

Let's go back to our disc example, now with an axis that lies perpendicular to the plane of the disc, but passes through a point on the circumference. By the parallel axis theorem, the moment of inertia is

$$I = I_{\text{CoM}} + Ma^2 = \frac{3}{2}Ma^2$$

We can also compute this the hard way. If we pick polar coordinates in the plane of the disc, with  $\theta = 0$  lying on the vector  $\mathbf{a}$  which points from the origin of the disc to



**Figure 27:**

the axis of rotation. Then the distance from the axis,  $d$ , of a point  $\mathbf{r}$  in the disc is given by

$$d^2 = (\mathbf{r} - \mathbf{a})^2 = r^2 + a^2 - 2\mathbf{r} \cdot \mathbf{a} = r^2 + a^2 - 2ar \cos \theta$$

From this we can compute the moment of inertia

$$I = \int_0^a \int_0^{2\pi} \rho(r^2 + a^2 - 2ar \cos \theta) r dr d\theta = \frac{3}{2}Ma^2$$

in agreement with our result using the parallel axis theorem.

#### 5.4.4 The Inertia Tensor

The moment of inertia is not inherent to the rigid body itself; it also depends on the axis about which we rotate. There is a more refined quantity which is a property only of the rigid body and contains the necessary information to compute the moment of inertia about any given axis. This is a  $3 \times 3$  matrix, known as the *inertia tensor*  $\mathcal{I}$ .

We can already see the inertia tensor sitting in our expression for the kinetic energy of a rotating object, which we write as

$$\begin{aligned} T &= \frac{1}{2} \sum_i m_i (\boldsymbol{\omega} \times \mathbf{x}_i) \cdot (\boldsymbol{\omega} \times \mathbf{x}_i) \\ &= \frac{1}{2} \sum_i m_i \left( (\boldsymbol{\omega} \cdot \boldsymbol{\omega})(\mathbf{x}_i \cdot \mathbf{x}_i) - (\mathbf{x}_i \cdot \boldsymbol{\omega})^2 \right) \\ &= \frac{1}{2} \boldsymbol{\omega}^T \mathcal{I} \boldsymbol{\omega} \end{aligned}$$

where the components of the inertia tensor are expressed in terms of the components  $(\mathbf{x}_i)_a$ ,  $a = 1, 2, 3$  of the position vectors as

$$\mathcal{I}_{ab} = \sum_i m_i \left( (\mathbf{x}_i \cdot \mathbf{x}_i) \delta_{ab} - (\mathbf{x}_i)_a (\mathbf{x}_i)_b \right)$$

The moment of inertia about an axis  $\hat{\mathbf{n}}$  is encoded in the inertia tensor as

$$I = \hat{\mathbf{n}}^T \mathcal{I} \hat{\mathbf{n}}$$

There are many further interesting properties of the inertia tensor. Perhaps the most important is that it relates the angular momentum with the angular velocity. It is not hard to show

$$\mathbf{L} = \mathcal{I} \boldsymbol{\omega}$$

In particular, this means that the angular momentum does not necessarily lie in the same direction as the angular velocity. (This is only true if the object is spinning about an eigenvector of the inertia tensor). This is responsible for many of the weird and wobbly properties of spinning objects. However, a much fuller discussion will have to wait until the next [Classical Dynamics](#) course<sup>6</sup>.

#### 5.4.5 Motion of Rigid Bodies

So far we have just considered the rotation of a rigid body about some point. Now let's set it free and allow it to move. The most general motion of a rigid body can be described by its centre of mass following some trajectory,  $\mathbf{R}(t)$ , together with a rotation about the centre of mass. We use our usual notation where the position of any particle in the rigid body is written as

$$\mathbf{r}_i = \mathbf{R} + \mathbf{y}_i \quad \Rightarrow \quad \dot{\mathbf{r}}_i = \dot{\mathbf{R}} + \dot{\mathbf{y}}_i$$

If the body rotates with angular velocity  $\boldsymbol{\omega}$  around the centre of mass, we have  $\dot{\mathbf{y}}_i = \boldsymbol{\omega} \times \mathbf{y}_i$ , which means that we can write

$$\dot{\mathbf{r}}_i = \dot{\mathbf{R}} + \boldsymbol{\omega} \times (\mathbf{r}_i - \mathbf{R}) \quad (5.14)$$

The kinetic energy of the rigid body follows from the general calculation (5.3), together with our result (5.12). These give

$$\begin{aligned} T &= \frac{1}{2} M \dot{\mathbf{R}} \cdot \dot{\mathbf{R}} + \frac{1}{2} \sum_i m_i \dot{\mathbf{y}}_i \cdot \dot{\mathbf{y}}_i \\ &= \frac{1}{2} M \dot{\mathbf{R}} \cdot \dot{\mathbf{R}} + \frac{1}{2} I \omega^2 \end{aligned} \quad (5.15)$$

(Recall, that this calculation needs us to work with the centre of mass  $\mathbf{R}$  to ensure that the cross-terms  $\dot{\mathbf{R}} \cdot \dot{\mathbf{y}}_i$  drop out in the first line above).

#### Motion with Rotation about A Different Point

It is certainly most natural to split the motion into the centre of mass trajectory  $\mathbf{R}(t)$  together with rotation about the centre of mass. With this choice, Newton's second law (5.1) ensures that  $\mathbf{R}(t)$  is dictated only by external forces. Moreover, the kinetic energy splits nicely into translational and rotational energies (5.15). But nothing tells us that we *have* to describe an object in this way. We could, instead, decide that it's better to think of the motion in terms of some other point  $\mathbf{Q}$  (say the tip of the nose of dead, rigid cat), together with rotation about  $\mathbf{Q}$ .

---

<sup>6</sup>See section 3 of the lecture notes at <http://www.damtp.cam.ac.uk/user/tong/dynamics.html>

We can derive an expression for such motion using our results above. Let's start by picking  $\mathbf{r}_i = \mathbf{Q}$  in (5.14). This tells us

$$\dot{\mathbf{Q}} = \dot{\mathbf{R}} + \boldsymbol{\omega} \times (\mathbf{Q} - \mathbf{R})$$

If we substitute this back into (5.14), we can eliminate  $\dot{\mathbf{R}}$  to get an expression for the motion of any point  $\mathbf{r}_i$  about  $\mathbf{Q}$ ,

$$\dot{\mathbf{r}}_i = \dot{\mathbf{Q}} + \boldsymbol{\omega} \times (\mathbf{r}_i - \mathbf{Q})$$

There's something a little surprising about this: the angular velocity  $\boldsymbol{\omega}$  about any point is the same.

### An Example: Roll, Don't Slip

A common example of rigid body motion is an object which rolls along the ground. Let's look at a hoop of radius  $a$  as shown in the figure. In this case, the translational speed and the angular speed are related. This comes about if we insist that there is no slipping between the hoop and the ground — a requirement that is usually, quite reasonably, called the *no-slip condition*.

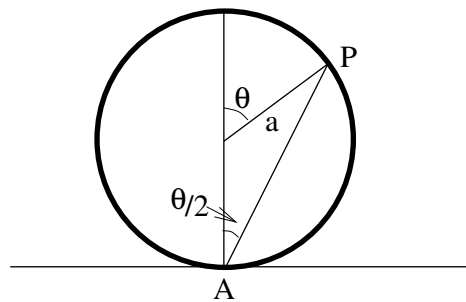


Figure 28:

Consider the point  $A$  of the hoop which, at a given instance, is in contact with the ground. The no slip condition is the statement that the point  $A$  is instantaneously at rest. In other words, it has no speed relative to the ground. If we denote the angular speed of the hoop as  $\dot{\theta}$ , the no-slip condition means that the horizontal speed  $v$  of the origin is

$$v = a\dot{\theta} \tag{5.16}$$

What, however, is the speed of different point,  $P$  on the circumference? Clearly when  $\theta = 0$ , so  $P$  sits at the top of the hoop, the horizontal speed is  $a\dot{\theta}$  with respect to centre, resulting in a total horizontal speed of  $2a\dot{\theta}$ .

To compute the speed of a general point  $P$ , it's best to think about the hoop as rotating about  $A$ . From the argument above, we know that the angular speed about  $A$  is also  $\dot{\theta}$ . But the distance  $AP = 2a \cos(\theta/2)$ , which means that the speed  $v$  of the point  $P$  relative to  $A$  (which is the same as relative to the ground) is

$$v = 2a\dot{\theta} \cos(\theta/2)$$

We check that this gives the right answer when  $P$  is at the top and bottom of the hoop:  $\theta = 0$  and  $\theta = \pi$  gives  $v = 2a\dot{\theta}$  and  $v = 0$  respectively, as it should.

Note that the velocity of the point  $P$  does not lie tangent to the circle. That would only be the case if the hoop was rotating while staying fixed. Instead the velocity of point  $P$  is at right-angles to the line  $AP$ . This reflects the fact that the point  $P$  is rotating about the origin, but also moving forwards as the hoop moves.

Finally, a quick comment: despite the presence of friction, this is one example where we can still use energy conservation. This is because the point of the wheel that is in contact with the ground is at rest, which means that friction acting on this point does no work. Instead, the only role of friction is to impose the no-slip condition. We'll see an example of this motion which can be solved using energy conservation shortly.

### Another Example: A Swinging Rod

Until now, a “pendulum” has always consisted of a mass sitting at the end of a light rod, where light means effectively massless. Let's now look at an example where the rod itself has mass  $m$ .

This is a case where the most natural description of the rotation is around the pivot, rather than around the centre of mass. We already calculated the moment of inertia  $I$  for a rod of length  $L$  which pivots about its end point (5.13):  $I = \frac{1}{3}mL^2$ . With the angular speed  $\omega = \dot{\theta}$ , the kinetic energy can be written as

$$T = \frac{1}{2}I\dot{\theta}^2$$

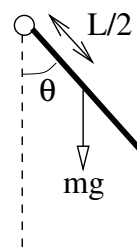
Alternatively, we could also look at this as motion of the centre of mass, together with rotation around the centre of mass. As we saw above, the angular speed about the centre of mass remains  $\dot{\theta}$ : it is the same as the angular speed about the pivot. The speed of the centre of mass is  $v = (L/2)\dot{\theta}$  and the kinetic energy splits in the form (5.15)

$$T = \text{Translational K.E.} + \text{Rotational K.E.} = \frac{1}{2}m\left(\frac{L}{2}\dot{\theta}\right)^2 + \frac{1}{2}I_{\text{CoM}}\dot{\theta}^2$$

But, by the parallel axis theorem, we know that  $I = I_{\text{CoM}} + m(L/2)^2$  which happily means that the kinetic energies computed in these two different ways coincide.

To derive the equation of motion of the pendulum, it's perhaps easiest to first get the energy. The centre of mass of the pendulum sits at a distance  $-(L/2)\cos\theta$  below the pivot. So combining the kinetic and gravitational energies, we have

$$E = \frac{1}{2}I\dot{\theta}^2 - mg\frac{L}{2}\cos\theta$$



**Figure 29:**



Differentiating with respect to time, we get the equation of motion

$$I\ddot{\theta} = -mg\frac{L}{2}\sin\theta$$

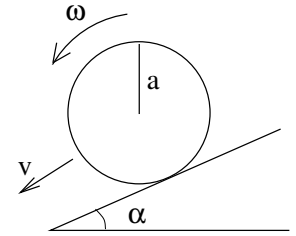
We can compare this with our earlier treatment of a pendulum where all the mass sits at the end of the length  $l$ . In that case, the equation is (2.9). We see that the equations of motion agree if set  $l = 2I/Lm = 2L/3$ .

### Yet Another Example: A Rolling Disc

A disc of mass  $M$  and radius  $a$  rolls down a slope without slipping. The plane of the disc is vertical. The moment of inertia of the disc about an axis which passes through the centre, perpendicular to the plane of the disc, is  $I$ . (We already know from our earlier calculation that  $I = \frac{1}{2}Ma^2$ , but we'll leave it general for now).

We'll denote the speed of the disc down the slope as  $v$  and the angular speed of the disc as  $\omega$ . (From the picture and the right-hand rule, we see that the angular velocity  $\omega$  is a vector point out of the page). As in (5.16), the no-slip condition gives us the relation

$$v = a\omega$$



**Figure 30:**

To understand the motion of the disc, it is simplest to work with the energy. This is allowed since, as we mentioned before, when friction imposes the no-slip condition it does no work. We've seen a number of times — e.g. in (5.15) — that the kinetic energy splits into the translational kinetic energy of the centre of mass, together with the rotational kinetic energy about the centre of mass. In the present case, this means

$$T = \frac{1}{2}Mv^2 + \frac{1}{2}I\omega^2 = \frac{1}{2}\left(\frac{I}{a^2} + M\right)v^2$$

Including the gravitational potential energy, we have

$$E = \frac{1}{2}\left(\frac{I}{a^2} + M\right)\dot{x}^2 - Mgx\sin\alpha$$

where  $x$  measures the progress of the disc down the slope, so  $\dot{x} = v$ . From this we can derive the equation of motion simply by taking the time derivative. We have

$$\left(\frac{I}{a^2} + M\right)\ddot{x} = Mg\sin\alpha$$

We learn that while the overall mass  $M$  drops out of the calculation (recall that  $I$  is proportional to  $M$ ), the moment of inertia  $I$  does not. The larger the moment of inertia  $I$  of an object, the slower its progress down the slope. This is because the gravitational potential energy is converted into both translational and rotational kinetic energy. But only the former affects how fast the object makes it down. The upshot of this is that if you take a hollow cylinder and a solid cylinder with equal diameter, the solid one – with smaller moment of inertia – will make it down the slope more quickly.

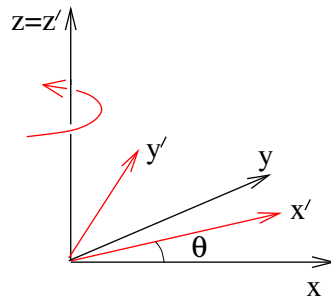
## 6. Non-Inertial Frames

We stated, long ago, that inertial frames provide the setting for Newtonian mechanics. But what if you, one day, find yourself in a frame that is not inertial? For example, suppose that every 24 hours you happen to spin around an axis which is 2500 miles away. What would you feel? Or what if every year you spin around an axis 36 million miles away? Would that have any effect on your everyday life?

In this section we will discuss what Newton's equations of motion look like in non-inertial frames. Just as there are many ways that an animal can be not a dog, so there are many ways in which a reference frame can be non-inertial. Here we will just consider one type: reference frames that rotate. We'll start with some basic concepts.

### 6.1 Rotating Frames

Let's start with the inertial frame  $S$  drawn in the figure with coordinate axes  $x$ ,  $y$  and  $z$ . Our goal is to understand the motion of particles as seen in a non-inertial frame  $S'$ , with axes  $x'$ ,  $y'$  and  $z'$ , which is rotating with respect to  $S$ . We'll denote the angle between the  $x$ -axis of  $S$  and the  $x'$ -axis of  $S'$  as  $\theta$ . Since  $S'$  is rotating, we clearly have  $\theta = \theta(t)$  and  $\dot{\theta} \neq 0$ .



**Figure 31:**

Our first task is to find a way to describe the rotation of the axes. For this, we can use the angular velocity vector  $\boldsymbol{\omega}$  that we introduced in the last section to describe the motion of particles. Consider a particle that is sitting stationary in the  $S'$  frame. Then, from the perspective of frame  $S$  it will appear to be moving with velocity

$$\dot{\mathbf{r}} = \boldsymbol{\omega} \times \mathbf{r}$$

where, in the present case,  $\boldsymbol{\omega} = \dot{\theta}\hat{\mathbf{z}}$ . Recall that in general,  $|\boldsymbol{\omega}| = \dot{\theta}$  is the angular speed, while the direction of  $\boldsymbol{\omega}$  is the axis of rotation, defined in a right-handed sense.

We can extend this description of the rotation of the axes of  $S'$  themselves. Let  $\mathbf{e}'_i$ ,  $i = 1, 2, 3$  be the unit vectors that point along the  $x'$ ,  $y'$  and  $z'$  directions of  $S'$ . Then these also rotate with velocity

$$\dot{\mathbf{e}}'_i = \boldsymbol{\omega} \times \mathbf{e}'_i$$

This will be the main formula that will allow us to understand motion in rotating frames.

### 6.1.1 Velocity and Acceleration in a Rotating Frame

Consider now a particle which is no longer stuck in the  $S'$  frame, but moves on some trajectory. We can measure the position of the particle in the inertial frame  $S$ , where, using the summation convention, we write

$$\mathbf{r} = r_i \mathbf{e}_i$$

Here the unit vectors  $\mathbf{e}_i$ , with  $i = 1, 2, 3$  point along the axes of  $S$ . Alternatively, we can measure the position of the particle in frame  $S'$ , where the position is

$$\mathbf{r} = r'_i \mathbf{e}'_i$$

Note that the position vector  $\mathbf{r}$  is the same in both of these expressions: but the coordinates  $r_i$  and  $r'_i$  differ because they are measured with respect to different axes. Now, we can compute an expression for the velocity of the particle. In frame  $S$ , it is simply

$$\dot{\mathbf{r}} = \dot{r}_i \mathbf{e}_i \tag{6.1}$$

because the axes  $\mathbf{e}_i$  do not change with time. However, in the rotating frame  $S'$ , the velocity of the particle is

$$\begin{aligned} \dot{\mathbf{r}} &= \dot{r}'_i \mathbf{e}'_i + r'_i \dot{\mathbf{e}}'_i \\ &= \dot{r}'_i \mathbf{e}'_i + r'_i \boldsymbol{\omega} \times \mathbf{e}'_i \\ &= \dot{r}'_i \mathbf{e}'_i + \boldsymbol{\omega} \times \mathbf{r} \end{aligned} \tag{6.2}$$

We'll introduce a slightly novel notation to help highlight the physics hiding in these two equations. We write the velocity of the particle as seen by an observer in frame  $S$  as

$$\left( \frac{d\mathbf{r}}{dt} \right)_S = \dot{r}_i \mathbf{e}_i$$

Similarly, the velocity as seen by an observer in frame  $S'$  is just

$$\left( \frac{d\mathbf{r}}{dt} \right)_{S'} = \dot{r}'_i \mathbf{e}'_i$$

From equations (6.1) and (6.2), we see that the two observers measure different velocities,

$$\left( \frac{d\mathbf{r}}{dt} \right)_S = \left( \frac{d\mathbf{r}}{dt} \right)_{S'} + \boldsymbol{\omega} \times \mathbf{r} \tag{6.3}$$

This is not completely surprising: the difference is just the relative velocity of the two frames.

What about acceleration? We can play the same game. In frame  $S$ , we have

$$\ddot{\mathbf{r}} = \ddot{r}_i \mathbf{e}_i$$

while in frame  $S'$ , the expression is a little more complicated. Differentiating (6.2) once more, we have

$$\begin{aligned} \ddot{\mathbf{r}} &= \ddot{r}'_i \mathbf{e}'_i + \dot{r}'_i \dot{\mathbf{e}}'_i + \dot{r}'_i \boldsymbol{\omega} \times \mathbf{e}'_i + r'_i \dot{\boldsymbol{\omega}} \times \mathbf{e}'_i + r'_i \boldsymbol{\omega} \times \dot{\mathbf{e}}'_i \\ &= \ddot{r}'_i \mathbf{e}'_i + 2\dot{r}'_i \boldsymbol{\omega} \times \mathbf{e}'_i + \dot{\boldsymbol{\omega}} \times \mathbf{r} + r'_i \boldsymbol{\omega} \times (\boldsymbol{\omega} \times \mathbf{e}'_i) \end{aligned}$$

As with velocities, the acceleration seen by the observer in  $S$  is  $\ddot{r}_i \mathbf{e}_i$  while the acceleration seen by the observer in  $S'$  is  $\ddot{r}'_i \mathbf{e}'_i$ . Equating the two equations above gives us

$$\left( \frac{d^2 \mathbf{r}}{dt^2} \right)_S = \left( \frac{d^2 \mathbf{r}}{dt^2} \right)_{S'} + 2\boldsymbol{\omega} \times \left( \frac{d\mathbf{r}}{dt} \right)_{S'} + \dot{\boldsymbol{\omega}} \times \mathbf{r} + \boldsymbol{\omega} \times (\boldsymbol{\omega} \times \mathbf{r}) \quad (6.4)$$

This equation contains the key to understanding the motion of particles in a rotating frame.

## 6.2 Newton's Equation of Motion in a Rotating Frame

With the hard work behind us, let's see how a person sitting in the rotating frame  $S'$  would see Newton's law of motion. We know that in the inertial frame  $S$ , we have

$$m \left( \frac{d^2 \mathbf{r}}{dt^2} \right)_S = \mathbf{F}$$

So, using (6.4), in frame  $S'$ , we have

$$m \left( \frac{d^2 \mathbf{r}}{dt^2} \right)_{S'} = \mathbf{F} - 2m\boldsymbol{\omega} \times \left( \frac{d\mathbf{r}}{dt} \right)_{S'} - m\dot{\boldsymbol{\omega}} \times \mathbf{r} - m\boldsymbol{\omega} \times (\boldsymbol{\omega} \times \mathbf{r}) \quad (6.5)$$

In other words, to explain the motion of a particle an observer in  $S'$  must invoke the existence of three further terms on the right-hand side of Newton's equation. These are called *fictitious forces*. Viewed from  $S'$ , a free particle doesn't travel in a straight line and these fictitious forces are necessary to explain this departure from uniform motion. In the rest of this section, we will see several examples of this.

The  $-2m\boldsymbol{\omega} \times \dot{\mathbf{r}}$  term in (6.5) is the *Coriolis force*; the  $-m\dot{\boldsymbol{\omega}} \times \mathbf{r}$  term is called the *centrifugal force*; the  $-m\boldsymbol{\omega} \times (\boldsymbol{\omega} \times \mathbf{r})$  term is called the *Euler force*.

The most familiar non-inertial frame is the room you are sitting in. It rotates once per day around the north-south axis of the Earth. It further rotates once a year about the Sun which, in turn, rotates about the centre of the galaxy. From these time scales, we can easily compute  $\omega = |\boldsymbol{\omega}|$ .

The radius of the Earth is  $R_{\text{Earth}} \approx 6 \times 10^3 \text{ km}$ . The Earth rotates with angular frequency

$$\omega_{\text{rot}} = \frac{2\pi}{1 \text{ day}} \approx 7 \times 10^{-5} \text{ s}^{-1}$$

The distance from the Earth to the Sun is  $a_e \approx 2 \times 10^8 \text{ km}$ . The angular frequency of the orbit is

$$\omega_{\text{orb}} = \frac{2\pi}{1 \text{ year}} \approx 2 \times 10^{-7} \text{ s}^{-1}$$

It should come as no surprise to learn that

$$\omega_{\text{rot}}/\omega_{\text{orb}} = T_{\text{orb}}/T_{\text{rot}} \approx 365.$$

In what follows, we will see the effect of the centrifugal and Coriolis forces on our daily lives. We will not discuss the Euler force, which arises only when the speed of the rotation changes with time. Although this plays a role in various funfair rides, it's not important in the frame of the Earth. (The angular velocity of the Earth's rotation does, in fact, have a small, but non-vanishing,  $\dot{\boldsymbol{\omega}}$  due to the precession and nutation of the Earth's rotational axis. However, it is tiny, with  $\dot{\boldsymbol{\omega}} \ll \boldsymbol{\omega}^2$  and, as far as I know, the resulting Euler force has no consequence).

## Inertial vs Gravitational Mass Revisited

Notice that all the fictitious forces are proportional to the inertial mass  $m$ . There is no mystery here: it's because they all originated from the “ma” side of “ $F=ma$ ” rather than “F” side. But, as we mentioned in Section 2, experimentally the gravitational force also appears to be proportional to the inertial mass. Is this evidence that gravity too is a fictitious force? In fact it is. Einstein's theory of general relativity recasts gravity as the fictitious force that we experience due to the curvature of space and time.

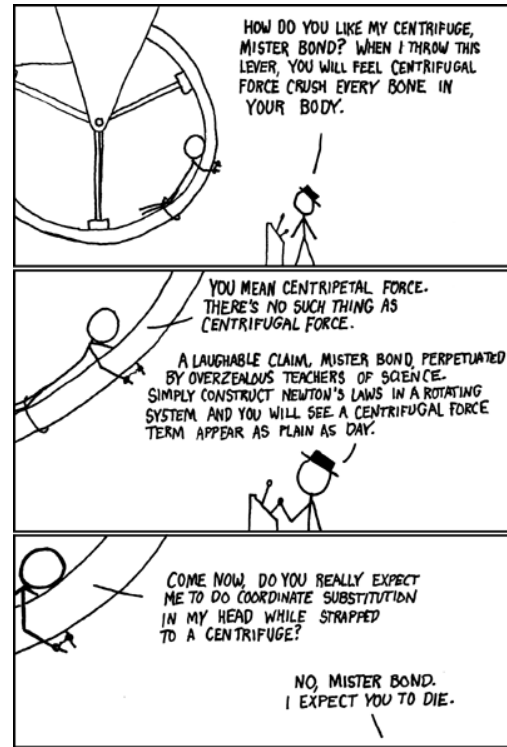


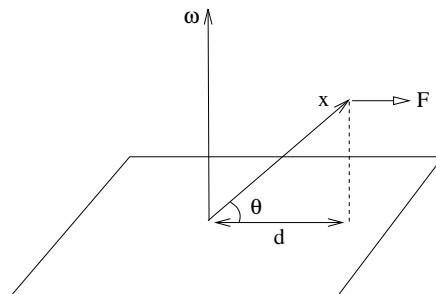
Figure 32: xkcd.com

### 6.3 Centrifugal Force

The centrifugal force is given by

$$\begin{aligned}\mathbf{F}_{\text{cent}} &= -m\boldsymbol{\omega} \times (\boldsymbol{\omega} \times \mathbf{r}) \\ &= -m(\boldsymbol{\omega} \cdot \mathbf{r})\boldsymbol{\omega} + m\omega^2\mathbf{r}\end{aligned}$$

We can get a feel for this by looking at the figure. The vector  $\boldsymbol{\omega} \times \mathbf{r}$  points into the page, which means that  $-\boldsymbol{\omega} \times (\boldsymbol{\omega} \times \mathbf{r})$  points away from the axis of rotation as shown. The magnitude of the force is



**Figure 33:**

$$|\mathbf{F}_{\text{cent}}| = m\omega^2 r \cos \theta = m\omega^2 d \quad (6.6)$$

where  $d$  is the distance to the axis of rotation as shown in the figure.

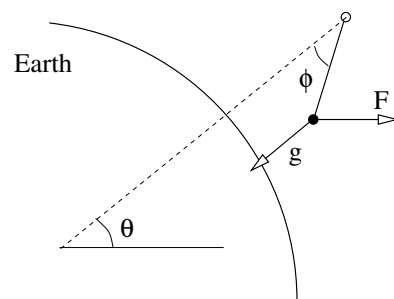
The centrifugal force does not depend on the velocity of the particle. In fact, it is an example of a conservative force. We can see this by writing

$$\mathbf{F}_{\text{cent}} = -\nabla V \quad \text{with} \quad V = -\frac{m}{2}|\boldsymbol{\omega} \times \mathbf{r}|^2 \quad (6.7)$$

In a rotating frame,  $V$  has the interpretation of the potential energy associated to a particle. The potential  $V$  is negative, which tells us that particles want to fly out from the axis of rotation to lower their energy by increasing  $|\mathbf{r}|$ .

#### 6.3.1 An Example: Apparent Gravity

Suspend a piece of string from the ceiling. You might expect that the string points down to the centre of the Earth. But the effect of the centrifugal force due to the Earth's rotation means that this isn't the case. A somewhat exaggerated picture of this is shown in the figure. The question that we would like to answer is: what is the angle  $\phi$  that the string makes with the line pointing to the Earth's centre? As we will now show, the angle  $\phi$  depends on the latitude,  $\theta$ , at which we're sitting.



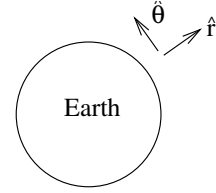
**Figure 34:**

The effective acceleration, due to the combination of gravity and the centrifugal force, is

$$\mathbf{g}_{\text{eff}} = \mathbf{g} - \boldsymbol{\omega} \times (\boldsymbol{\omega} \times \mathbf{r})$$

It is useful to resolve this acceleration in the radial and southerly directions by using the unit vectors  $\hat{\mathbf{r}}$  and  $\hat{\boldsymbol{\theta}}$ . The centrifugal force  $\mathbf{F}$  is resolved as

$$\begin{aligned}\mathbf{F} &= |\mathbf{F}| \cos \theta \hat{\mathbf{r}} - |\mathbf{F}| \sin \theta \hat{\boldsymbol{\theta}} \\ &= m\omega^2 r \cos^2 \theta \hat{\mathbf{r}} - m\omega^2 r \cos \theta \sin \theta \hat{\boldsymbol{\theta}}\end{aligned}$$



**Figure 35:**

where, in the second line, we have used the magnitude of the centrifugal force computed in (6.6). Notice that, at the pole  $\theta = \pi/2$  and the centrifugal force vanishes as expected. This gives the effective acceleration

$$\mathbf{g}_{\text{eff}} = -g\hat{\mathbf{r}} - \boldsymbol{\omega} \times (\boldsymbol{\omega} \times \mathbf{r}) = (-g + \omega^2 R \cos^2 \theta)\hat{\mathbf{r}} - \omega^2 R \cos \theta \sin \theta \hat{\boldsymbol{\theta}}$$

where  $R$  is the radius of the Earth.

The force  $m\mathbf{g}_{\text{eff}}$  must be balanced by the tension  $\mathbf{T}$  in the string. This too can be resolved as

$$\mathbf{T} = T \cos \phi \hat{\mathbf{r}} + T \sin \phi \hat{\boldsymbol{\theta}}$$

In equilibrium, we need  $m\mathbf{g}_{\text{eff}} + \mathbf{T} = 0$ , which allows us to eliminate  $T$  to get an equation relating  $\phi$  to the latitude  $\theta$ ,

$$\tan \phi = \frac{\omega^2 R \cos \theta \sin \theta}{g - \omega^2 R \cos^2 \theta}$$

This is the answer we wanted. Let's see at what latitude the angle  $\phi$  is largest. If we compute  $d(\tan \phi)/d\theta$ , we find a fairly complicated expression. However, if we take into account the fact that  $\omega^2 R \approx 3 \times 10^{-2} \text{ ms}^{-2} \ll g$  then we can neglect the term in which we differentiate the denominator. We learn that the maximum departure from the vertical occurs more or less when  $d(\cos \theta \sin \theta)/d\theta = 0$ . Or, in other words, at a latitude of  $\theta \approx 45^\circ$ . However, even at this point the deflection from the vertical is tiny: an order of magnitude gives  $\phi \approx 10^{-4}$ .



When we sit at the equator, with  $\theta = 0$ , then  $\phi = 0$  and the string hangs directly towards the centre of the Earth. However, gravity is somewhat weaker due to the centrifugal force. We have

$$g_{\text{eff}}|_{\text{equator}} = g - \omega^2 R$$

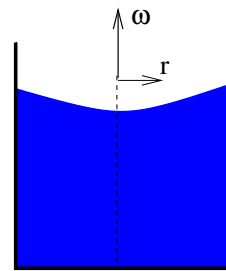
Based on this, we expect  $g_{\text{eff}} - g \approx 3 \times 10^{-2} \text{ ms}^{-2}$  at the equator. In fact, the experimental result is more like  $5 \times 10^{-2} \text{ ms}^{-2}$ . The reason for this discrepancy can also be traced to the centrifugal force which means that the Earth is not spherical, but rather bulges near the equator.

### A Rotating Bucket

Fill a bucket with water and spin it. The surface of the water will form a concave shape like that shown in the figure. What is the shape?

We assume that the water spins with the bucket. The potential energy of a water molecule then has two contributions: one from gravity and the other due to the centrifugal force given in (6.7)

$$V_{\text{water}} = mgz - \frac{1}{2}m\omega^2 r^2$$



**Figure 36:**

Now we use a somewhat slick physics argument. Consider a water molecule on the surface of the fluid. If it could lower its energy by moving along the surface, then it would. But we're looking for the equilibrium shape of the surface, which means that each point on the surface must have equal potential energy. This means that the shape of the surface is a parabola, governed by the equation

$$z = \frac{\omega^2 r^2}{2g} + \text{constant}$$

### 6.4 Coriolis Force

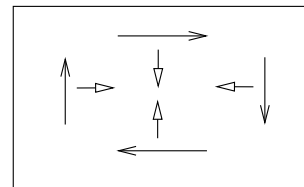
The Coriolis force is given by

$$\mathbf{F}_{\text{cor}} = -2m\boldsymbol{\omega} \times \mathbf{v}$$

where, from (6.5), we see that  $\mathbf{v} = (d\mathbf{r}/dt)_{S'}$  is the velocity of the particle measured in the rotating frame  $S'$ . The force is velocity dependent: it is only felt by moving particles. Moreover, it is independent on the position.

### 6.4.1 Particles, Baths and Hurricanes

The mathematical form of the Coriolis force is identical to the Lorentz force (2.19) describing a particle moving in a magnetic field. This means we already know what the effect of the Coriolis force will be: it makes moving particles turn in circles.

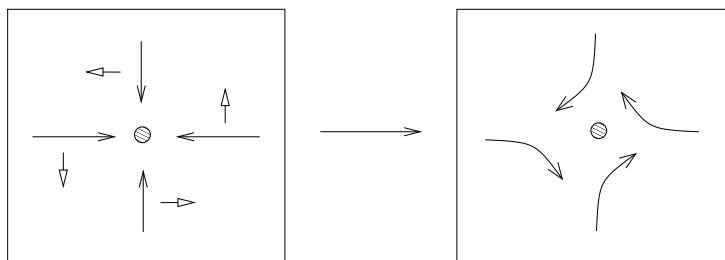


**Figure 37:**

We can easily check that this is indeed the case. Consider a particle moving on a spinning plane as shown in the figure, where  $\omega$  is coming out of the page. In the diagram we have drawn various particle velocities, together with the Coriolis force experienced by the particle. We see that the effect of the Coriolis force is that a free particle travelling on the plane will move in a clockwise direction.

There is a similar force — at least in principle — when you pull the plug from your bathroom sink. But here there's a subtle difference which actually reverses the direction of motion!

Consider a fluid in which there is a region of low pressure. This region could be formed in a sink because we pulled the plug, or it could be formed in the atmosphere due to random weather fluctuations. Now the particles in the fluid will move radially towards the low pressure region. As they move, they will be deflected by the Coriolis force as shown in the figure below. The direction of the deflection is the same as that of a particle moving in the plane. But the net effect is that the swirling fluid moves in an anti-clockwise direction.




**Figure 38:**

The Coriolis force is responsible for the large scale motion of the ocean and atmosphere. (The relevant equations in that context can be found in Section 4.3 of the



**Figure 39:** Cyclone Catarina which hit Brazil in 2004



**Figure 40:** Hurricane Katrina, which hit New Orleans in 2005

lectures on [Fluid Mechanics](#).) It is also responsible for the formation of hurricanes. These rotate in an anti-clockwise direction in the Northern hemisphere and a clockwise direction in the Southern hemisphere. However, don't spend too long staring at the rotation in your bath water. Although the effect can be reproduced in laboratory settings, in your bathroom the Coriolis force is too small: it is no more likely to make your bath water change direction than it is to make your CD change direction. (An aside: CDs are what people used before phones. Some towns have museums – they used to be called record stores – that display examples of CD cases for people to look at.)

Our discussion above supposed that objects were moving on a plane which is perpendicular to the angular velocity  $\boldsymbol{\omega}$ . But that's not true for hurricanes: they move along the surface of the Earth, which means that their velocity has a component parallel to  $\boldsymbol{\omega}$ . In this case, the effective magnitude of the Coriolis force gets a geometric factor,

$$|\mathbf{F}_{\text{cor}}| = 2m\omega v \sin \theta \quad (6.8)$$

It's simplest to see the  $\sin \theta$  factor in the case of a particle travelling North. Here the Coriolis force acts in an Easterly direction and a little bit of trigonometry shows that the force has magnitude  $2m\omega v \sin \theta$  as claimed. This is particularly clear at the equator where  $\theta = 0$ . Here a particle travelling North has  $\mathbf{v}$  parallel to  $\boldsymbol{\omega}$  and so the Coriolis force vanishes.

It's a little more tricky to see the  $\sin \theta$  factor for a particle travelling in the Easterly direction. In this case,  $\mathbf{v}$  is perpendicular to  $\boldsymbol{\omega}$ , so the magnitude of the force is actually  $2m\omega v$ , with no trigonometric factor. However, the direction of the force no longer lies parallel to the Earth's surface: it has a component which points directly upwards. But

we're not interested in this component; it's certainly not going to be big enough to compete with gravity. Projecting onto the component that lies parallel to the Earth's surface (in a Southerly direction in this case), we again get a  $\sin \theta$  factor.

The factor of  $\sin \theta$  in (6.8) has an important meteorological consequence: the Coriolis force vanishes when  $\theta = 0$ , which ensures that hurricanes do not form within 500 miles of the equator.

### 6.4.2 Balls and Towers

Climb up a tower and drop a ball. Where does it land? Since the Earth is rotating under the tower, you might think that the ball lands behind you. In fact, it lands in front! Let's see where this somewhat counterintuitive result comes from.

The equation of motion in a rotating frame is

$$\ddot{\mathbf{r}} = \mathbf{g} - \boldsymbol{\omega} \times (\boldsymbol{\omega} \times \mathbf{r}) - 2\boldsymbol{\omega} \times \dot{\mathbf{r}}$$

We've already seen in Section 6.3.1 that the effect of the centrifugal force is to change the effective direction of gravity. But we've also seen that this effect is small. In what follows we will neglect the centrifugal term. In fact, we will ignore all terms of order  $\mathcal{O}(\omega^2)$  (there will be one more coming shortly!). We will therefore solve the equation of motion

$$\ddot{\mathbf{r}} = \mathbf{g} - 2\boldsymbol{\omega} \times \dot{\mathbf{r}} \tag{6.9}$$

The first step is easy: we can integrate this once to give

$$\dot{\mathbf{r}} = \mathbf{g}t - 2\boldsymbol{\omega} \times (\mathbf{r} - \mathbf{r}_0)$$

where we've introduced the initial position  $\mathbf{r}_0$  as an integration constant. If we now substitute this back into the equation of motion (6.9), we get a messy, but manageable, equation. Let's, however, make our life easier by recalling that we've already agreed to drop terms of order  $\mathcal{O}(\omega^2)$ . Then, upon substitution, we're left with

$$\ddot{\mathbf{r}} \approx \mathbf{g} - 2\boldsymbol{\omega} \times \mathbf{g}t$$

which we can easily integrate one last time to find

$$\mathbf{r} \approx \mathbf{r}_0 + \frac{1}{2}\mathbf{g}t^2 - \frac{1}{3}\boldsymbol{\omega} \times \mathbf{g}t^3$$

We'll pick a right-handed basis of vectors so that  $\mathbf{e}_1$  points North,  $\mathbf{e}_2$  points West and  $\mathbf{e}_3 = \hat{\mathbf{r}}$  points radially outward as shown in the figure. However, we'll also make life easier for ourselves and assume that the tower sits at the equator. (This means that we don't have to worry about the annoying  $\sin \theta$  factor that we saw in (6.8) and we will see again in the next section). Then

$$\mathbf{g} = -g\mathbf{e}_3 \quad , \quad \boldsymbol{\omega} = \omega\mathbf{e}_1 \quad , \quad \mathbf{r}_0 = (R + h)\mathbf{e}_3$$

where  $R$  is the radius of the Earth and  $h$  is the height of the tower. Our solution reads

$$\mathbf{r} \approx \left( R + h - \frac{1}{2}gt^2 \right) \mathbf{e}_3 - \frac{1}{3}\omega gt^3 \mathbf{e}_2$$

The first term tells us the familiar result that the particle hits the ground in time  $t^2 = 2h/g$ . The last term gives the displacement,  $d$ ,

$$d = -\frac{1}{3}\omega g \left( \frac{2h}{g} \right)^{3/2} = -\frac{2\omega}{3} \sqrt{\frac{2h^3}{g}}$$

Recall that  $\mathbf{e}_2$  points West, so that the fact that  $d$  is negative means that the displacement is in the Easterly direction. But the Earth rotates West to East. This means that the ball falls in front of the tower as promised.

In fact, there is a simple intuitive way to understand this result. Although we have presented it as a consequence of the Coriolis force, it follows from the conservation of angular momentum. When dropped, the angular momentum (per unit mass) of the particle is

$$l = \omega(R + h)^2$$

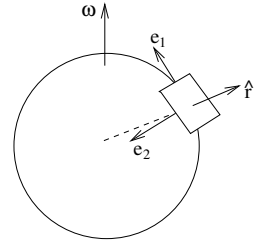
This can't change as the ball falls. This means that the ball's final speed in the Easterly direction is

$$Rv = (R + h)^2\omega \quad \Rightarrow \quad v = \frac{(R + h)^2\omega}{R} > v_{\text{Earth}} = R\omega$$

So its tangential velocity is greater than that of the Earth's surface. This is the reason that it falls in front of the tower.

### 6.4.3 Foucault's Pendulum

A pendulum placed at the North pole will stay aligned with its own inertial plane while the Earth rotates beneath. An observer on the Earth would attribute this rotation of the pendulum's axis to the Coriolis force. What happens if we place the pendulum at some latitude  $\theta$ ?



**Figure 41:**

Let's call the length of the pendulum  $l$ . As in the previous example, we'll work with a right-handed orthonormal basis of vectors so that  $\mathbf{e}_1$  points North,  $\mathbf{e}_2$  points West and  $\mathbf{e}_3 = \hat{\mathbf{r}}$  point radially outward from the earth. We place the origin a distance  $l$  below the pivot, so that when the pendulum hangs directly downwards the bob at the end sits on the origin. Finally, we ignore the centrifugal force.

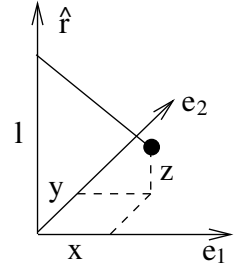


Figure 42:

The equation of motion for the pendulum, including the Coriolis force, is

$$m\ddot{\mathbf{x}} = \mathbf{T} + m\mathbf{g} - 2m\boldsymbol{\omega} \times \dot{\mathbf{x}}$$

Notice that we've reverted to calling the position of the particle  $\mathbf{x}$  instead of  $\mathbf{r}$ . This is to (hopefully) avoid confusion: our basis vector  $\hat{\mathbf{r}}$  does not point towards the particle; it points radially out from the earth. This is in a different direction to  $\mathbf{x} = x\mathbf{e}_1 + y\mathbf{e}_2 + z\mathbf{e}_3$  which is the position of the bob shown in the figure. Because the bob sits at the end of the pendulum, the coordinates are subject to the constraint

$$x^2 + y^2 + (l - z)^2 = l^2 \quad (6.10)$$

At latitude  $\theta$ , the rotation vector is

$$\boldsymbol{\omega} = \omega \cos \theta \mathbf{e}_1 + \omega \sin \theta \hat{\mathbf{r}}$$

while the acceleration due to gravity is  $\mathbf{g} = -g\hat{\mathbf{r}}$ . We also need an expression for the tension  $\mathbf{T}$ , which points along the direction of the pendulum. Again consulting the figure, we can see that the tension is given by

$$\mathbf{T} = -\frac{Tx}{l} \mathbf{e}_1 - \frac{T y}{l} \mathbf{e}_2 + \frac{T(l - z)}{l} \hat{\mathbf{r}}$$

Resolving the equation of motion along the axes gives us three equations,

$$m\ddot{x} = -\frac{xT}{l} + 2m\omega\dot{y}\sin\theta \quad (6.11)$$

$$m\ddot{y} = -\frac{yT}{l} + 2m\omega(\dot{z}\cos\theta - \dot{x}\sin\theta) \quad (6.12)$$

$$m\ddot{z} = -mg + \frac{T(l - z)}{l} - 2m\omega\dot{y}\cos\theta \quad (6.13)$$

These equations, together with the constraint (6.10), look rather formidable. To make progress, we will assume that  $x/l \ll 1$  and  $y/l \ll 1$  and work to leading order in this small number. This is not as random as it may seem: Foucault's original pendulum

hangs in the Pantheon in Paris and is 67 meters long, with the amplitude of the swing a few meters. The advantage of this approximation becomes apparent when we revisit the constraint (6.10) which tells us that  $z/l$  is second order,

$$l - z = l\sqrt{1 - \frac{x^2}{l^2} - \frac{y^2}{l^2}} \approx l - \frac{x^2}{2l} - \frac{y^2}{2l} + \dots$$

This means that, to leading order, we can set  $z$ ,  $\dot{z}$  and  $\ddot{z}$  all to zero. The last of the equations (6.13) then provides an equation that will soon allow us to eliminate  $T$

$$T \approx mg + 2m\omega\dot{y} \cos \theta \quad (6.14)$$

Meanwhile, we rewrite the first two equations (6.11) and (6.12) using the same trick we saw in our study of Larmor circles in Section (2.4.2): we introduce  $\xi = x + iy$  and add (6.11) to  $i$  times (6.12) to get

$$\ddot{\xi} \approx -\frac{g}{l} \xi - 2\omega i \dot{\xi} \sin \theta$$

Here we have substituted  $T \approx mg$  since the second term in (6.14) contributes only at sub-leading order. This is the equation of motion for a damped harmonic oscillator, albeit with a complex variable. We can solve it in the same way: the ansatz  $\xi = e^{\beta t}$  results in the quadratic equation

$$\beta^2 + 2i\omega\beta \sin \theta + \frac{g}{l} = 0$$

which has solutions

$$\beta_{\pm} = -i\omega \sin \theta \pm i\sqrt{\frac{1}{4}\omega^2 \sin^2 \theta + \frac{g}{l}} \approx -i\left(\omega \sin \theta \pm \sqrt{\frac{g}{l}}\right)$$

From this we can write the general solution as

$$\xi = e^{-i\omega t \sin \theta} \left( A \cos \sqrt{\frac{g}{l}} t + B \sin \sqrt{\frac{g}{l}} t \right)$$

Without the overall phase factor,  $e^{-i\omega t \sin \theta}$ , this equation describes an ellipse. The role of the phase factor is to make the orientation of the ellipse slowly rotate in the  $x - y$  plane. Viewed from above, the rotation is clockwise in the Northern hemisphere; anti-clockwise in the Southern hemisphere. Notice that the period of rotation is not 24 hours unless the pendulum is suspended at the poles. Instead the period is  $24/\sin \theta$  hours. In Paris, this is 32 hours.

#### 6.4.4 Larmor Precession

The transformation to rotating frames can also be used as a cute trick to solve certain problems. Consider, for example, a charged particle orbiting around a second, fixed particle under the influence of the Coulomb force. Now add to this a constant magnetic field  $\mathbf{B}$ . The resulting equation of motion is

$$m\ddot{\mathbf{r}} = -\frac{k}{r^2}\hat{\mathbf{r}} + q\dot{\mathbf{r}} \times \mathbf{B}$$

where  $k = qQ/4\pi\epsilon_0$ . When  $\mathbf{B} = 0$ , this is the central force problem that we solved in Section 4 and we know the orbit of the particle is an ellipse. But what about when  $\mathbf{B} \neq 0$ ?

Let's look at the problem in a rotating frame. Using (6.3) and (6.4), we have

$$m(\ddot{\mathbf{r}} + 2\boldsymbol{\omega} \times \dot{\mathbf{r}} + \boldsymbol{\omega} \times (\boldsymbol{\omega} \times \mathbf{r})) = -\frac{k}{r^2}\hat{\mathbf{r}} + q(\dot{\mathbf{r}} + \boldsymbol{\omega} \times \mathbf{r}) \times \mathbf{B}$$

where now  $\mathbf{r}$  describes the position of the coordinate in the rotating frame. Now we do something clever: we pick the angular velocity of rotation  $\boldsymbol{\omega}$  so that the  $\dot{\mathbf{r}}$  terms above cancel. This works for

$$\boldsymbol{\omega} = -\frac{q\mathbf{B}}{2m}$$

Then the equation of motion becomes

$$m\ddot{\mathbf{r}} = -\frac{k}{r^2}\hat{\mathbf{r}} + \frac{q^2}{4m}\mathbf{B} \times (\mathbf{B} \times \mathbf{r})$$

This is almost of the form that we studied in Section 4. In fact, for suitably small magnetic fields we can just ignore the last term. This holds as long as  $B^2 \ll 4mk/q^2r^3$ . In this limit, we can just adopt our old solution of elliptic motion. However, transforming back to the original frame, the ellipse will appear to rotate — or precess — with angular speed

$$\omega = \frac{qB}{2m}$$

This is known as the *Larmor frequency*. It is half of the cyclotron frequency that we met in 2.4.2.



## 7. Special Relativity

Although Newtonian mechanics gives an excellent description of Nature, it is not universally valid. When we reach extreme conditions — the very small, the very heavy or the very fast — the Newtonian Universe that we’re used to needs replacing. You could say that Newtonian mechanics encapsulates our common sense view of the world. One of the major themes of twentieth century physics is that when you look away from our everyday world, common sense is not much use.

One such extreme is when particles travel very fast. The theory that replaces Newtonian mechanics is due to Einstein. It is called *special relativity*. The effects of special relativity become apparent only when the speeds of particles become comparable to the speed of light in the vacuum. The speed of light is

$$c = 299792458 \text{ m s}^{-1}$$

This value of  $c$  is exact. It may seem strange that the speed of light is an integer when measured in meters per second. The reason is simply that this is taken to be the definition of what we mean by a meter: it is the distance travelled by light in  $1/299792458$  seconds. For the purposes of this course, we’ll be quite happy with the approximation  $c \approx 3 \times 10^8 \text{ m s}^{-1}$ .

The first thing to say is that the speed of light is fast. Really fast. The speed of sound is around  $300 \text{ m s}^{-1}$ ; escape velocity from the Earth is around  $10^4 \text{ m s}^{-1}$ ; the orbital speed of our solar system in the Milky Way galaxy is around  $10^5 \text{ m s}^{-1}$ . As we shall soon see, nothing travels faster than  $c$ .

The theory of special relativity rests on two experimental facts. (We will look at the evidence for these shortly). In fact, we have already met the first of these: it is simply the Galilean principle of relativity described in Section 1. The second postulate is more surprising:

- **Postulate 1:** The principle of relativity: the laws of physics are the same in all inertial frames
- **Postulate 2:** The speed of light in vacuum is the same in all inertial frames

On the face of it, the second postulate looks nonsensical. How can the speed of light look the same in all inertial frames? If light travels towards me at speed  $c$  and I run away from the light at speed  $v$ , surely I measure the speed of light as  $c - v$ . Right? Well, no.

This common sense view is encapsulated in the Galilean transformations that we met in Section 1.2.1. Mathematically, we derive this “obvious” result as follows: two inertial frames,  $S$  and  $S'$ , which move relative to each with velocity  $\mathbf{v} = (v, 0, 0)$ , have Cartesian coordinates related by

$$x' = x - vt \quad , \quad y' = y \quad , \quad z' = z \quad , \quad t' = t \quad (7.1)$$

If a ray of light travels in the  $x$  direction in frame  $S$  with speed  $c$ , then it traces out the trajectory  $x/t = c$ . The transformations above then tell us that in frame  $S'$  the trajectory of the light ray is  $x'/t' = c - v$ . This is the result we claimed above: the speed of light should clearly be  $c - v$ . If this is wrong (and it is) something must be wrong with the Galilean transformations (7.1). But what?

Our immediate goal is to find a transformation law that obeys both postulates above. As we will see, the only way to achieve this goal is to allow for a radical departure in our understanding of time. In particular, we will be forced to abandon the assumption of absolute time, enshrined in the equation  $t' = t$  above. We will see that time ticks at different rates for observers sitting in different inertial frames.

## 7.1 Lorentz Transformations

We stick with the idea of two inertial frames,  $S$  and  $S'$ , moving with relative speed  $v$ . For simplicity, we'll start by ignoring the directions  $y$  and  $z$  which are perpendicular to the direction of motion. Both inertial frames come with Cartesian coordinates:  $(x, t)$  for  $S$  and  $(x', t')$  for  $S'$ . We want to know how these are related. The most general possible relationship takes the form

$$x' = f(x, t) \quad , \quad t' = g(x, t)$$

for some function  $f$  and  $g$ . However, there are a couple of facts that we can use to immediately restrict the form of these functions. The first is that the law of inertia holds; left alone in an inertial frame, a particle will travel at constant velocity. Drawn in the  $(x, t)$  plane, the trajectory of such a particle is a straight line. Since both  $S$  and  $S'$  are inertial frames, the map  $(x, t) \mapsto (x', t')$  must map straight lines to straight lines; such maps are, by definition, linear. The functions  $f$  and  $g$  must therefore be of the form

$$x' = \alpha_1 x + \alpha_2 t \quad , \quad t' = \alpha_3 x + \alpha_4 t$$

where  $\alpha_i$ ,  $i = 1, 2, 3, 4$  can each be a function of  $v$ .

Secondly, we use the fact that  $S'$  is travelling at speed  $v$  relative to  $S$ . This means that an observer sitting at the origin,  $x' = 0$ , of  $S'$  moves along the trajectory  $x = vt$  in  $S$  shown in the figure. Or, in other words, the points  $x = vt$  must map to  $x' = 0$ . (There is actually one further assumption implicit in this statement: that the origin  $x' = 0$  coincides with  $x = 0$  when  $t = 0$ ). Together with the requirement that the transformation is linear, this restricts the coefficients  $\alpha_1$  and  $\alpha_2$  above to be of the form,

$$x' = \gamma(x - vt) \quad (7.2)$$

for some coefficient  $\gamma$ . Once again, the overall coefficient  $\gamma$  can be a function of the velocity:  $\gamma = \gamma_v$ . (We've used subscript notation  $\gamma_v$  rather than the more standard  $\gamma(v)$  to denote that  $\gamma$  depends on  $v$ . This avoids confusion with the factors of  $(x - vt)$  which aren't arguments of  $\gamma$  but will frequently appear after  $\gamma$  like in the equation (7.2)).

There is actually a small, but important, restriction on the form of  $\gamma_v$ : it must be an even function, so that  $\gamma_v = \gamma_{-v}$ . There are a couple of ways to see this. The first is by using rotational invariance, which states that  $\gamma$  cannot depend on the direction of the relative velocity  $\mathbf{v}$ , but only on the magnitude  $v^2 = \mathbf{v} \cdot \mathbf{v}$ . Alternatively, if this is a little slick, we can reach the same conclusion by considering inertial frames  $\tilde{S}$  and  $\tilde{S}'$  which are identical to  $S$  and  $S'$  except that we measure the  $x$ -coordinate in the opposite direction, meaning  $\tilde{x} = -x$  and  $\tilde{x}' = -x'$ . While  $S$  is moving with velocity  $+v$  relative to  $S'$ ,  $\tilde{S}$  is moving with velocity  $-v$  with respect to  $\tilde{S}'$  simply because we measure things in the opposite direction. That means that

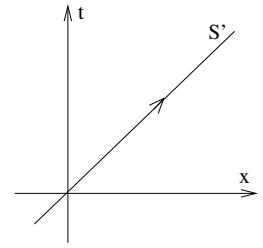
$$\tilde{x}' = \gamma_{-v} (\tilde{x} + vt)$$

Comparing this to (7.2), we see that we must have  $\gamma_v = \gamma_{-v}$  as claimed.

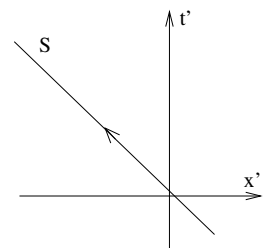
We can also look at things from the perspective of  $S'$ , relative to which the frame  $S$  moves backwards with velocity  $-v$ . The same argument that led us to (7.2) now tells us that

$$x = \gamma(x' + vt') \quad (7.3)$$

Now the function  $\gamma = \gamma_{-v}$ . But by the argument above, we know that  $\gamma_v = \gamma_{-v}$ . In other words, the coefficient  $\gamma$  appearing in (7.3) is the same as that appearing in (7.2).



**Figure 43:**



**Figure 44:**

At this point, things don't look too different from what we've seen before. Indeed, if we now insisted on absolute time, so  $t = t'$ , we're forced to have  $\gamma = 1$  and we get back to the Galilean transformations (7.1). However, as we've seen, this is not compatible with the second postulate of special relativity. So let's push forward and insist instead that the speed of light is equal to  $c$  in both  $S$  and  $S'$ . In  $S$ , a light ray has trajectory

$$x = ct$$

While, in  $S'$ , we demand that the same light ray has trajectory

$$x' = ct'$$

Substituting these trajectories into (7.2) and (7.3), we have two equations relating  $t$  and  $t'$ ,

$$ct' = \gamma(c - v)t \quad \text{and} \quad ct = \gamma(c + v)t'$$

A little algebra shows that these two equations are compatible only if  $\gamma$  is given by

$$\gamma = \sqrt{\frac{1}{1 - v^2/c^2}} \tag{7.4}$$

We'll be seeing a lot of this coefficient  $\gamma$  in what follows. Notice that for  $v \ll c$ , we have  $\gamma \approx 1$  and the transformation law (7.2) is approximately the same as the Galilean transformation (7.1). However, as  $v \rightarrow c$  we have  $\gamma \rightarrow \infty$ . Furthermore,  $\gamma$  becomes imaginary for  $v > c$  which means that we're unable to make sense of inertial frames with relative speed  $v > c$ .

Equations (7.2) and (7.4) give us the transformation law for the spatial coordinate. But what about for time? In fact, the temporal transformation law is already lurking in our analysis above. Substituting the expression for  $x'$  in (7.2) into (7.3) and rearranging, we get

$$t' = \gamma \left( t - \frac{v}{c^2}x \right) \tag{7.5}$$

We shall soon see that this equation has dramatic consequences. For now, however, we merely note that when  $v \ll c$ , we recover the trivial Galilean transformation law  $t' \approx t$ . Equations (7.2) and (7.5) are the *Lorentz transformations*.

### 7.1.1 Lorentz Transformations in Three Spatial Dimensions

In the above derivation, we ignored the transformation of the coordinates  $y$  and  $z$  perpendicular to the relative motion. In fact, these transformations are trivial. Using the above arguments for linearity and the fact that the origins coincide at  $t = 0$ , the most general form of the transformation is

$$y' = \kappa y$$

But, by symmetry, we must also have  $y = \kappa y'$ . Clearly, we require  $\kappa = 1$ . (The other possibility  $\kappa = -1$  does not give the identity transformation when  $v = 0$ . Instead, it is a reflection).

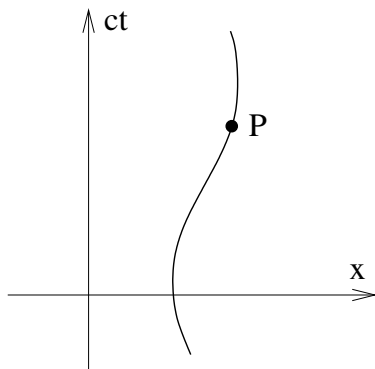
With this we can write down the final form of the Lorentz transformations. Note that they look more symmetric between  $x$  and  $t$  if we write them using the combination  $ct$ ,

$$\begin{aligned} x' &= \gamma \left( x - \frac{v}{c} ct \right) \\ y' &= y \\ z' &= z \\ ct' &= \gamma \left( ct - \frac{v}{c} x \right) \end{aligned} \tag{7.6}$$

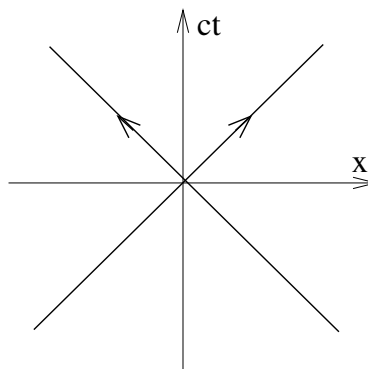
where  $\gamma$  is given by (7.4). These are also known as *Lorentz boosts*. Notice that for  $v/c \ll 1$ , the Lorentz boosts reduce to the more intuitive Galilean boosts that we saw in Section 1. (We sometimes say, rather sloppily, that the Lorentz transformations reduce to the Galilean transformations in the limit  $c \rightarrow \infty$ ).

It's also worth stressing again the special properties of these transformations. To be compatible with the first postulate, the transformations must take the same form if we invert them to express  $x$  and  $t$  in terms of  $x'$  and  $t'$ , except with  $v$  replaced by  $-v$ . And, after a little bit of algebraic magic, they do.

Secondly, we want the speed of light to be the same in all inertial frames. For light travelling in the  $x$  direction, we already imposed this in our derivation of the Lorentz transformations. But it's simple to check again: in frame  $S$ , the trajectory of an object travelling at the speed of light obeys  $x = ct$ . In  $S'$ , the same object will follow the trajectory  $x' = \gamma(x - vt) = \gamma(ct - vx/c) = ct'$ .



**Figure 45:** The worldline of a particle



**Figure 46:** Light rays travel at  $45^\circ$

What about an object travelling in the  $y$  direction at the speed of light? Its trajectory in  $S$  is  $y = ct$ . From (7.6), its trajectory in  $S'$  is  $y' = ct'/\gamma$  and  $x' = -vt'$ . Its speed in  $S'$  is therefore  $v'^2 = v_x^2 + v_y^2$ , or

$$v'^2 = \left(\frac{x'}{t'}\right)^2 + \left(\frac{y'}{t'}\right)^2 = v^2 + \frac{c^2}{\gamma^2} = c^2$$

### 7.1.2 Spacetime Diagrams

We'll find it very useful to introduce a simple spacetime diagram to illustrate the physics of relativity. In a fixed inertial frame,  $S$ , we draw one direction of space — say  $x$  — along the horizontal axis and time on the vertical axis. But things look much nicer if we rescale time and plot  $ct$  on the vertical instead. In the context of special relativity, space and time is called *Minkowski space*. (Although the true definition of Minkowski space requires some extra structure on space and time which we will meet in Section 7.3).

This is a spacetime diagram. Each point,  $P$ , represents an *event*. In the following, we'll label points on the spacetime diagram as coordinates  $(ct, x)$  i.e. giving the coordinate along the vertical axis first. This is backwards from the usual way coordinates but is chosen so that it is consistent with a later, standard, convention that we will meet in Section 7.3.

A particle moving in spacetime traces out a curve called a *worldline* as shown in the figure. Because we've rescaled the time axis, a light ray moving in the  $x$  direction moves at  $45^\circ$ . We'll later see that no object can move faster than the speed of light which means that the worldlines of particles must always move upwards at an angle steeper than  $45^\circ$ .

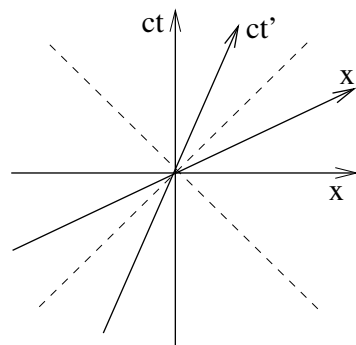
The horizontal and vertical axis in the spacetime diagram are the coordinates of the inertial frame  $S$ . But we could also draw the axes corresponding to an inertial frame  $S'$  moving with relative velocity  $\mathbf{v} = (v, 0, 0)$ . The  $t'$  axis sits at  $x' = 0$  and is given by

$$x = vt$$

Meanwhile, the  $x'$  axis is determined by  $t' = 0$  which, from the Lorentz transformation (7.6), is given by the equation

$$ct = \frac{v}{c}x$$

These two axes are drawn on the figure to the right. They can be thought of as the  $x$  and  $ct$  axes, rotated by an equal amount towards the diagonal light ray. The fact the axes are symmetric about the light ray reflects the fact that the speed of light is equal to  $c$  in both frames.



**Figure 47:**

### 7.1.3 A History of Light Speed

The first evidence that light does not travel instantaneously was presented by the Danish Astronomer Ole Rømer in 1676. He noticed that the periods of the orbits of Io, the innermost moon of Jupiter, are not constant. When the Earth is moving towards Jupiter, the orbits are a few minutes shorter; when the Earth moves away, the orbits are longer by the same amount. Rømer correctly deduced that this was due to the finite speed of light and gave a rough estimate for the value of  $c$ .

By the mid 1800s, the speed of light had been determined fairly accurately using experiments involving rotating mirrors. Then came a theoretical bombshell. Maxwell showed that light could be understood as oscillations of the electric and magnetic fields. He related the speed of light to two constants,  $\epsilon_0$  and  $\mu_0$ , the permittivity and permeability of free space, that arise in the theory of electromagnetism,

$$c = \sqrt{\frac{1}{\epsilon_0 \mu_0}} \quad (7.7)$$

But, as we have seen, Newtonian physics tells us that speeds are relative. If Maxwell's equations predict a value for the speed of light, it was thought that these equations must be valid only in a preferred reference frame. Moreover, this does not seem unreasonable; if light is a wave then surely there is something waving. Just as water waves need water, and sound waves need air, so it was thought that light waves need a material to propagate in. This material was dubbed the *luminiferous ether* and it was thought that Maxwell's equations must only be valid in the frame at rest with respect to this ether.

In 1881, Michelson and Morley performed an experiment to detect the relative motion of the Earth through the ether. Since the Earth is orbiting the Sun at a speed of  $3 \times 10^4 \text{ ms}^{-1}$ , even if it happens to be stationary with respect to the ether at some point, six months later this can no longer be the case.

Suppose that at some moment the Earth is moving in the  $x$ -direction relative to the ether with some speed  $v$ . The Newtonian addition of velocities tells us that light propagating in the  $x$ -direction should have speed  $c + v$  going one way and  $c - v$  going the other. The total time to travel backwards and forwards along a length  $L$  should therefore be

$$T_x = \frac{L}{c + v} + \frac{L}{c - v} = \frac{2cL}{c^2 - v^2}$$

Meanwhile, light making the same journey in the  $y$ -direction will have to travel (by Pythagoras) a total distance of  $\sqrt{L^2 + v^2(T_y/2)^2}$  on each leg of the journey. It makes this journey at speed  $c$ , meaning that we can equate

$$\frac{cT_y}{2} = \sqrt{L^2 + v^2(T_y/2)^2} \quad \Rightarrow \quad T_y = \frac{2L}{\sqrt{c^2 - v^2}}$$

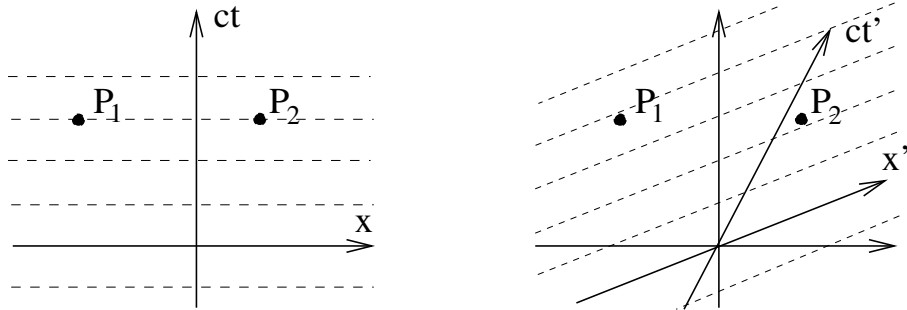
The goal of the Michelson-Morley experiment was to measure the time difference between  $T_y$  and  $T_x$  using interference patterns of light ray making the two journeys. Needless to say, the experiment didn't work: there seemed to be no difference in the time taken to travel in the  $x$  direction and  $y$  direction.

Towards the end of the 1800s, the null result of the Michelson-Morley experiment had become one of the major problems in theoretical physics. Several explanations were proposed, including the idea that the ether was somehow dragged along with the Earth. The Dutch physicist, Hendrik Lorentz, went some way to finding the correct solution. He had noticed that Maxwell's equations had the peculiar symmetry that we now call the Lorentz transformations. He argued that if a reason could be found that would allow distances between matter to change as

$$x' = \gamma(x - vt)$$

then lengths would be squeezed in the direction parallel to the ether, explaining why no difference is seen between  $T_x$  and  $T_y$ . (We will shortly derive this contraction of lengths using special relativity). Lorentz set to work trying to provide a mechanical explanation for this transformation law.





**Figure 48:** Simultaneity is relative

Although Lorentz had put in place much of the mathematics, the real insight came from Einstein in 1905. He understood that there is no mechanical mechanism underlying the Lorentz transformations. Nor is there an ether. Instead, the Lorentz transformations are a property of space and time themselves.

With Einstein's new take on the principle of relativity, all problems with Maxwell's equation evaporate. There is no preferred inertial frame. Instead, Maxwell's equations work equally well in all inertial frames. However, they are not invariant under the older transformations of Galilean relativity; instead they are the first law of physics to be invariant under the correct transformations (7.6) of Einstein/Lorentz relativity. It's worth pointing out that, from this perspective, we could dispense with the second postulate of relativity all together. We need only insist that the laws of physics – which include Maxwell's equations – hold in all inertial frames. Since Maxwell's equations predict (7.7), this implies the statement that the speed of light is the same in all inertial frames. But since we haven't yet seen the relationship between Maxwell's equations, light and relativity, it's perhaps best to retain the second postulate for now.

## 7.2 Relativistic Physics

In this section we will explore some of the more interesting and surprising consequences of the Lorentz transformations.

### 7.2.1 Simultaneity

We start with a simple question: how can we be sure that things happen at the same time? In Newtonian physics, this is a simple question to answer. In that case, we have an absolute time  $t$  and two events,  $P_1$  and  $P_2$ , happen at the same time if  $t_1 = t_2$ . However, in the relativistic world, things are not so easy.

We start with an observer in inertial frame  $S$ , with time coordinate  $t$ . This observer sensibly decides that two events,  $P_1$  and  $P_2$ , occur simultaneously if  $t_1 = t_2$ . In the spacetime diagram on the left of Figure 48 we have drawn lines of simultaneity for this observer.

But for an observer in the inertial frame  $S'$ , simultaneity of events occurs for equal  $t'$ . Using the Lorentz transformation, lines of constant  $t'$  become lines described by the equation  $t - vx/c^2 = \text{constant}$ . These lines are drawn on the spacetime diagram on the right of Figure 48.

The upshot of this is that two events simultaneous in one inertial frame are not simultaneous in another. An observer in  $S$  thinks that events  $P_1$  and  $P_2$  happen at the same time. All other observers disagree.

## A Train Story



**Figure 49:** Lights on Trains: Simultaneity is Relative

The fact that all observers cannot agree on what events are simultaneous is a direct consequence of the fact that all observers do agree on the speed of light. We can illustrate this connection with a simple *gedankenexperiment*. (An ugly German word for “thought experiment”, a favourite trick of theoretical physicists who can’t be bothered to do real experiments). Consider a train moving at constant speed, with a lightbulb hanging from the middle of one of the carriages. A passenger on the train turns on the bulb and, because the bulb is equidistant from both the front and back wall of the carriage, observes that the light hits both walls at the same time.

However, a person standing on the platform as the train passes through disagrees. The light from the bulb travels at equal speed  $\pm c$  to the left and right, but the back of the train is rushing towards the point in space where the light first emerged from. The person on the platform will see the light hit the back of the train first.

It is worth mentioning that although the two people disagree on whether the light hits the walls at the same time, this does not mean that they can't be friends.

### A Potential Confusion: What the Observer Observes

We'll pause briefly to press home a point that may lead to confusion. You might think that the question of simultaneity has something to do with the finite speed of propagation. You don't see something until the light has travelled to you, just as you don't hear something until the sound has travelled to you. This is *not* what's going on here! A look at the spacetime diagram in Figure 48 shows that we've already taken this into account when deciding whether two events occur simultaneously. The lack of simultaneity between moving observers is a much deeper issue, not due to the finiteness of the speed of light but rather due to the constancy of the speed of light.

The confusion about the time of flight of the signal is sometimes compounded by the common use of the word *observer* to mean "inertial frame". This brings to mind some guy sitting at the origin, surveying all around him. Instead, you should think of the observer more as a Big Brother figure: a sea of clocks and rulers throughout the inertial frame which can faithfully record and store the position and time of any event, to be studied at some time in the future.

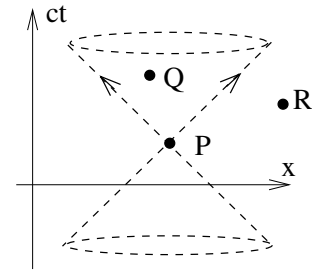
Of course, this means that there is a second question we can ask which is: what does the guy sitting at the origin actually see? Now we have to take into account both the relative nature of simultaneity *and* the issues related with the finite speed of propagation. This adds an extra layer of complexity which we will discuss in Section 7.6.

#### 7.2.2 Causality

We've seen that different observers disagree on the temporal ordering of two events. But where does that leave the idea of causality? Surely it's important that we can say that one event definitely occurred before another. Thankfully, all is not lost: there are only some events which observers can disagree about.

To see this, note that because Lorentz boosts are only possible for  $v < c$ , the lines of simultaneity cannot be steeper than  $45^\circ$ . Take a point  $P$  and draw the  $45^\circ$  light rays that emerge from  $P$ . This is called the *light cone*. (For once, in the figure, I've drawn this with an extra spatial dimension present to illustrate how this works in spatial dimensions bigger than one). The light cone is really two cones, touching at the point  $P$ . They are known as the future light cone and past light cone.

For events inside the light cone of  $P$ , there is no difficulty deciding on the temporal ordering of events. All observers will agree that  $Q$  occurred after  $P$ . However, for events outside the light cone, the matter is up for grabs: some observers will see  $R$  as happening after  $P$ ; some before.



**Figure 50:**

This tells us that the events which all observers agree can be causally influenced by  $P$  are those inside the future light cone. Similarly, the events which can plausibly influence  $P$  are those inside the past light cone. This means that we can sleep comfortably at night, happy in the knowledge that causality is preserved, only if nothing can propagate outside the light cone. But that's the same thing as travelling faster than the speed of light.

The converse to this is that if we do ever see particles that travel faster than the speed of light, we're in trouble. We could use them to transmit information faster than light. But another observer would view this as transmitting information backwards in time. All our ideas of cause and effect will be turned on their head. You will therefore be relieved to learn that we will show in Section 7.3 why it is impossible to accelerate particles past the light speed barrier.

There is a corollary to the statement that events outside the lightcone cannot influence each other: there are no perfectly rigid objects. Suppose that you push on one end of a rod. The other end cannot move immediately since that would allow us to communicate faster than the speed of light. Of course, for real rods, the other end does not move instantaneously. Instead, pushing on one end of the rod initiates a sound wave which propagates through the rod, telling the other parts to move. The statement that there is no rigid object is simply the statement that this sound wave must travel slower than the speed of light.

Finally, let me mention that when we're talking about waves, as opposed to point particles, there is a slight subtlety in exactly what must travel slower than light. There are at least two velocities associated to a wave: the group velocity is (usually) the speed at which information can be communicated. This is less than  $c$ . In contrast, the phase velocity is the speed at which the peaks of the wave travel. This can be greater than  $c$ , but transmits no information.

### 7.2.3 Time Dilation

We'll now turn to one of the more dramatic results of special relativity. Consider a clock sitting stationary in the frame  $S'$  which ticks at intervals of  $T'$ . This means that

the tick events in frame  $S'$  occur at  $(ct'_1, 0)$  then  $(ct'_1 + cT', 0)$  and so on. What are the intervals between ticks in frame  $S$ ?

We can answer immediately from the Lorentz transformations (7.6). Inverting this gives

$$t = \gamma \left( t' + \frac{vx'}{c^2} \right)$$

The clock sits at  $x' = 0$ , so we immediately learn that in frame  $S$ , the interval between ticks is

$$T = \gamma T'$$

This means that the gap between ticks is longer in the stationary frame. A moving clock runs more slowly. But the same argument holds for any process, be it clocks, elementary particles or human hearts. The correct interpretation is that time itself runs more slowly in moving frames.

### Another Train Story



**Figure 51:** More Lights on Trains: Time Dilation

Let's go back to our lightbulb and gedankenbahn. If the train has height  $h$ , a passenger on the train will measure time  $t' = h/c$  for the light to travel from the light bulb to the middle of the floor (i.e. the point directly below the light bulb). What about for the guy on the platform? After the light turns on, the train has moved forward at speed  $v$ . To hit the same point on the floor, the light has to travel a distance  $\sqrt{h^2 + (vt)^2}$ . The time taken is therefore

$$t = \frac{\sqrt{h^2 + (vt)^2}}{c} \quad \Rightarrow \quad t = \frac{h}{c} \sqrt{\frac{1}{1 - v^2/c^2}} = \gamma t'$$

This gives another, more pictorial, derivation of the time dilation formula.

## On Muons and Planes

Away from the world of gedankenexperiments, there are a couple of real experimental consequences of time dilation. Certainly the place that this phenomenon is tested most accurately is in particle accelerators where elementary particles routinely reach speeds close to  $c$ . The protons spinning around the LHC have  $\gamma \approx 3500$ . The previous collider in CERN, called LEP, accelerated electrons and positrons to  $\gamma \approx 2 \times 10^5$ . (Although the electrons in LEP were travelling faster than the protons in LHC, the greater mass of the protons means that there is substantially more energy in the LHC collisions).

The effect of time dilation is particularly vivid on unstable particles which live much longer in the lab frame than in their own rest frame. An early demonstration was seen in *muons* in 1941. These are heavier, unstable, versions of the electron. They decay into an electron, together with a couple of neutrinos, with a half-life of  $\tau \approx 2 \times 10^{-6}$  s. Muons are created when cosmic rays hit the atmosphere, and subsequently rain down on Earth. Yet to make it down to sea level, it takes about  $t = 7 \times 10^{-6}$  s, somewhat longer than their lifetime. Given this, why are there any muons detected on Earth at all? Surely they should have decayed. The reason that they do not is because the muons are travelling at a speed  $v \approx 0.99c$ , giving  $\gamma \approx 10$ . From the muon's perspective, the journey only takes  $t' = t/\gamma \approx 7 \times 10^{-7}$  s, somewhat less than their lifetime.

Note that elementary particles are, by definition, structureless. They're certainly not some clock with an internal machinery. The reason that they live longer can't be explained because of some mechanical device which slows down: it is time itself which is running slower.

A more direct test of time dilation was performed in 1971 by Hafele and Keating. They flew two atomic clocks around the world on commercial airliners; two more were left at home. When they were subsequently brought together, their times differed by about  $10^{-7}$  s. There are actually two contributions to this effect: the time dilation of special relativity that we've seen above, together with a related effect in general relativity due to the gravity of the Earth.

## Twin Paradox

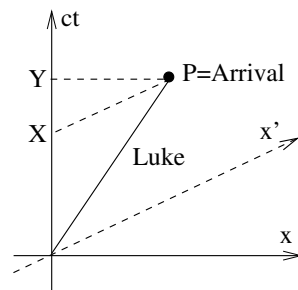
Two twins, Luke and Leia, decide to spend some time apart. Leia stays at home while Luke jumps in a spaceship and heads at some speed  $v$  to the planet Tatooine. With sadness, Leia watches Luke leave but is relieved to see — only a time  $T$  later from her perspective — him safely reach the planet.

However, upon arrival, Luke finds that he doesn't like Tatooine so much. It is a dusty, violent place with little to do. So he turns around and heads back to Leia at the same speed  $v$  as before. When he returns, he finds that Leia has aged by  $T_{\text{Leia}} = 2T$ . And yet, fresh faced Luke has only aged by  $T_{\text{Luke}} = 2T/\gamma$ . We see, that after the journey, Luke is younger than Leia. In fact, for large enough values of  $\gamma$ , Luke could return to find Leia long dead.

This is nothing more than the usual time dilation story. So why is it a paradox? Well, things seem puzzling from Luke's perspective. He's sitting happily in his inertial spaceship, watching Leia and the whole planet flying off into space at speed  $v$ . From his perspective, it should be Leia who is younger. Surely things should be symmetric between the two?

The resolution to this "paradox" is that there is no symmetry between Luke's journey and Leia's. Leia remained in an inertial frame for all time. Luke, however, does not. When he reaches Tatooine, he has to turn around and this event means that he has to accelerate. This is what breaks the symmetry.

We can look at this in some detail. We draw the space-time diagram in Leia's frame. Luke sits at  $x = vt$ , or  $x' = 0$ . Leia sits at  $x = 0$ . Luke reaches Tatooine at point  $P$ . We've also drawn two lines of simultaneity. The point  $Y$  is when Leia thinks that Luke has arrived on Tatooine. The point  $X$  is where Luke thinks Leia was when he arrived at Tatooine. As we've already seen, it's quite ok for Luke and Leia to disagree on the simultaneity of these points. Let's figure out the coordinates for  $X$  and  $Y$ .



**Figure 52:**

Event  $Y$  sits at coordinate  $(cT, 0)$  in Leia's frame, while  $P$  is at  $(cT, vT)$ . The time elapsed in Luke's frame is just the usual time dilation calculation,

$$T' = \gamma \left( T - \frac{v^2 T}{c^2} \right) = \frac{T}{\gamma}$$

We can also work out the coordinates of the event  $X$ . Clearly this takes place at  $x = 0$  in Leia's frame. In Luke's frame, this is simultaneous with his arrival at Tatooine, so occurs at  $t' = T' = T/\gamma$ . We can again use the Lorentz transformation

$$t' = \gamma \left( t - \frac{v^2 x}{c^2} \right)$$

now viewed as an equation for  $t$  given  $x$  and  $t'$ . This gives us

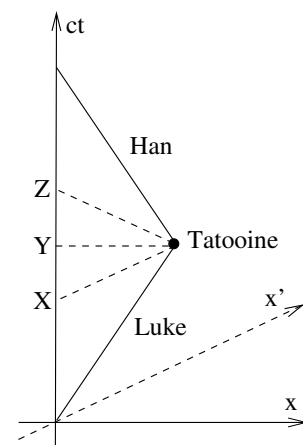
$$t = \frac{T'}{\gamma} = \frac{T}{\gamma^2}$$

So at this point, we see that everything is indeed symmetric. When Luke reaches Tatooine, he thinks that Leia is younger than him by a factor of  $\gamma$ . Meanwhile, Leia thinks that Luke is younger than her by the same factor.

Things change when Luke turns around. To illustrate this, let's first consider a different scenario where he doesn't return from Tatooine. Instead, as soon as he arrives, he synchronises his clock with a friend – let's call him Han – who is on his way to meet Leia. Now things are still symmetric. Luke thinks that Leia has aged by  $T/\gamma^2$  on the outward journey; Han also thinks that Leia has aged by  $T/\gamma^2$  on the inward journey. So where did the missing time go?

We can see this by looking at the spacetime diagram of Han's journey. We've again drawn lines of simultaneity. From Han's perspective, he thinks that Leia is sitting at point  $Z$  when he leaves Tatooine, while Luke is still convinced that she's sitting at point  $X$ . It's not hard to check that at point  $Z$ , Leia's clock reads  $t = 2T - T/\gamma^2$ .

From this perspective, we can also see what happens if Luke does return home. When he arrives at Tatooine, he thinks Leia is at point  $X$ . Yet, in the time he takes to turn around and head home, the acceleration makes her appear to rapidly age, from point  $X$  to point  $Z$ .



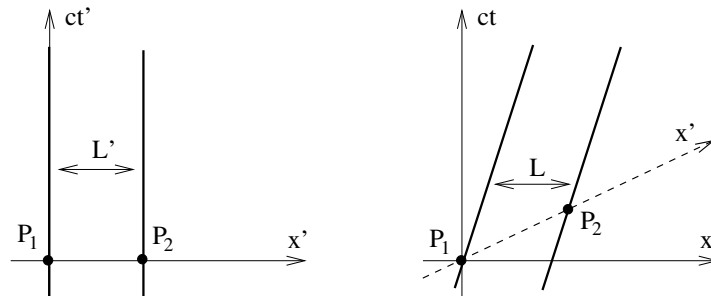
**Figure 53:**

#### 7.2.4 Length Contraction

We've seen that moving clocks run slow. We will now show that moving rods are shortened. Consider a rod of length  $L'$  sitting stationary in the frame  $S'$ . What is its length in frame  $S$ ?

To begin, we should state more carefully something which seems obvious: when we say that a rod has length  $L'$ , it means that the distance between the two end points *at equal times* is  $L'$ . So, drawing the axes for the frame  $S'$ , the situation looks like the picture on the left. The two, simultaneous, end points in  $S'$  are  $P_1$  and  $P_2$ . Their coordinates in  $S'$  are  $(ct', x') = (0, 0)$  and  $(0, L')$  respectively.





**Figure 54:** Length Contraction

Now let's look at this in frame  $S$ . This is drawn in right-hand picture. Clearly  $P_1$  sits at  $(ct, x) = (0, 0)$ . Meanwhile, the Lorentz transformation gives us the coordinate for  $P_2$

$$x = \gamma L' \quad \text{and} \quad t = \frac{\gamma v L'}{c^2}$$

But to measure the rod in frame  $S$ , we want both ends to be at the same time. And the points  $P_1$  and  $P_2$  are not simultaneous in  $S$ . We can follow the point  $P_2$  backwards along the trajectory of the end point to  $Q_2$ , which sits at

$$x = \gamma L' - vt$$

We want  $Q_2$  to be simultaneous with  $P_1$  in frame  $S$ . This means we must move back a time  $t = \gamma v L' / c^2$ , giving

$$x = \gamma L' - \frac{\gamma v^2 L'}{c^2} = \frac{L'}{\gamma}$$

This is telling us that the length  $L$  measured in frame  $S$  is

$$L = \frac{L'}{\gamma}$$

It is shorter than the length of the rod in its rest frame by a factor of  $\gamma$ . This phenomenon is known as *Lorentz contraction*.

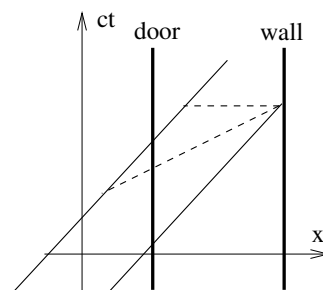
### Putting Ladders in Barns

Take a ladder of length  $2L$  and try to put it in a barn of length  $L$ . If you run fast enough, can you squeeze it? Here are two arguments, each giving the opposite conclusion

- From the perspective of the barn, the ladder contracts to a length  $2L/\gamma$ . This shows that it can happily fit inside as long as you run fast enough, with  $\gamma \geq 2$
- From the perspective of the ladder, the barn has contracted to length  $L/\gamma$ . This means there's no way you're going to get the ladder inside the barn. Running faster will only make things worse

What's going on? As usual, to reconcile these two points of view we need to think more carefully about the question we're asking. What does it mean to “fit a ladder inside a barn”? Any observer will agree that we've achieved this if the back end gets in the door before the front end hits the far wall. But we know that simultaneity of events is not fixed, so the word “before” in this definition suggests that it may be something different observers will disagree on. Let's see how this works.

The spacetime diagram in the frame of the barn is drawn in the figure with  $\gamma > 2$ . We see that, from the barn's perspective, both back and front ends of the ladder are happily inside the barn at the same time. We've also drawn the line of simultaneity for the ladder's frame. This shows that when the front of the ladder hits the far wall, the back end of the ladder has not yet got in the door. Is the ladder in the barn? Well, it all depends who you ask.



**Figure 55:**

### 7.2.5 Addition of Velocities

A particle moves with constant velocity  $u'$  in frame  $S'$  which, in turn, moves with constant velocity  $v$  with respect to frame  $S$ . What is the velocity  $u$  of the particle as seen in  $S$ ?

The Newtonian answer is just  $u = u' + v$ . But we know that this can't be correct because it doesn't give the right answer when  $u' = c$ . So what is the right answer?

The worldline of the particle in  $S'$  is

$$x' = u't' \tag{7.8}$$

So the velocity of the particle in frame  $S$  is given by

$$u = \frac{x}{t} = \frac{\gamma(x' + vt')}{\gamma(t' + vx'/c^2)}$$

which follows from the Lorentz transformations (7.6). (Actually, we've used the inverse Lorentz transformations since we want  $S$  coordinates in terms of  $S'$  coordinates, but

these differ only changing  $-v$  to  $v$ ). Substituting (7.8) into the expression above, and performing a little algebra, gives us the result we want:

$$u = \frac{u' + v}{1 + u'v/c^2} \quad (7.9)$$

Note that when  $u' = c$ , this gives us  $u = c$  as expected.

We can also show that if  $|u'| < c$  and  $|v| < c$  then we necessarily have  $-c < u < c$ . The proof is simple algebra, if a little fiddly

$$c - u = c - \frac{u' + v}{1 + u'v/c^2} = \frac{c(c - u')(c - v)}{c^2 + u'v} > 0$$

where the last equality follows because, by our initial assumptions, each factor in the final expression is positive. An identical calculation will show you that  $-c < u$  as well. We learn that if a particle is travelling slower than the speed of light in one inertial frame, it will also be travelling slower than light in all others.

### 7.3 The Geometry of Spacetime

*The views of space and time which I wish to lay before you have sprung from the soil of experimental physics, and therein lies their strength. They are radical. Henceforth space by itself, and time by itself, are doomed to fade away into mere shadows, and only a kind of union of the two will preserve an independent reality.*

Hermann Minkowski, 1908

We have seen that time is relative, length is relative, simultaneity is relative. Is nothing sacred anymore? Well, the answer is yes: there is one measurement that all observers will agree on.

#### 7.3.1 The Invariant Interval

Let's start by considering a spacetime with just a single spatial coordinate,  $x$ . In frame  $S$ , two events  $P_1$  and  $P_2$  have coordinates  $(ct_1, x_1)$  and  $(ct_2, x_2)$ . The events are separated by  $\Delta t = t_1 - t_2$  in time and  $\Delta x = x_1 - x_2$  in space.

We define the *invariant interval*  $\Delta s^2$  as a measure of the distance between these two points:

$$\Delta s^2 = c^2 \Delta t^2 - \Delta x^2$$

The advantage of the invariant interval is that it is something all observers agree upon. In frame  $S'$ , we have

$$\begin{aligned}\Delta s^2 &= \gamma^2 \left( c\Delta t' + \frac{v\Delta x'}{c} \right)^2 - \gamma^2 (\Delta x' + v\Delta t')^2 \\ &= \gamma^2 (c^2 - v^2) \Delta t'^2 - \gamma^2 \left( 1 - \frac{v^2}{c^2} \right) \Delta x'^2 \\ &= c^2 \Delta t'^2 - \Delta x'^2\end{aligned}\tag{7.10}$$

where, in going from the first line to the second, we see that the cross-terms  $\Delta t' \Delta x'$  cancel out.

Including all three spatial dimensions, the definition of the invariant interval is

$$\Delta s^2 = c^2 \Delta t^2 - \Delta x^2 - \Delta y^2 - \Delta z^2\tag{7.11}$$

which, again, is the same in all frames. (The only non-trivial part of the calculation is (7.10) above since  $y$  and  $z$  are invariant under a boost in the  $x$  direction).

The spacetime of special relativity is topologically  $\mathbf{R}^4$ . When endowed with the measure of distance (7.11), this spacetime is referred to as *Minkowski space*. Although topologically equivalent to Euclidean space, distances are measured differently. To stress the difference between the time and spatial directions, Minkowski space is sometimes said to have dimension  $d = 1 + 3$ . (For once, it's important that you don't do this sum!).

In later courses — in particular [General Relativity](#) — you will see the invariant interval written as the distance between two infinitesimally close points. In practice that just means we replace all the  $\Delta(\text{something})$ s with  $d(\text{something})$ s.

$$ds^2 = c^2 dt^2 - dx^2 - dy^2 - dz^2$$

In this infinitesimal form,  $ds^2$  is called the *line element*.

The invariant interval provides an observer-independent characterisation of the distance between any two events. However, it has a strange property: it is not positive definite. Two events whose separation is  $\Delta s^2 > 0$  are said to be *timelike* separated. They are closer together in space than they are in time. Pictorially, such events sit within each others light cone.

In contrast, events with  $\Delta s^2 < 0$  are said to be *spacelike* separated. They sit outside each others light cone. From our discussion in Section 7.2.2, we know that two observers can disagree about the temporal ordering of spacelike separated events. However, they agree on the ordering of timelike separated events. Note that since  $\Delta s^2 < 0$  for spacelike separated events, if you insist on talking about  $\Delta s$  itself then it must be purely imaginary. However, usually it will be perfectly fine if we just talk about  $\Delta s^2$ .

Finally, two events with  $\Delta s^2 = 0$  are said to be *lightlike* separated. Notice that this is an important difference between the invariant interval and most measures of distance that you're used to. Usually, if two points are separated by zero distance, then they are the same point. This is not true in Minkowski spacetime: if two points are separated by zero distance, it means that they can be connected by a light ray.

## A Rotational Analogy

There's a simple analogy to understand the meaning of the invariant interval. Let's go back to consider three dimensional Euclidean space with coordinates  $\mathbf{x} = (x, y, z)$ . An observer measures the position of a stationary object — let's say a helicopter — and proudly announces the  $x$  and  $y$  and  $z$  coordinates of the helicopter.

Meanwhile, a second observer shares the same origin as the first, but has rotated his axes to use coordinates  $\mathbf{x}' = (x', y', z')$  where  $\mathbf{x}' = R\mathbf{x}$  for some rotation matrix  $R$ . He too sees the helicopter, and declares that it sits at coordinates  $x'$ ,  $y'$  and  $z'$ .

Of course, there's no reason why the coordinates of the two observers should agree with each other. However, there is one quantity that should be invariant: the distance from the origin (which is shared by both observers) to the helicopter. In other words, we should find that

$$s_{\text{Euclidean}}^2 = x^2 + y^2 + z^2 = x'^2 + y'^2 + z'^2 \quad (7.12)$$

And, of course, this is indeed true if the rotation matrix obeys  $R^T R = 1$ .

The essence of special relativity is nothing more than an extrapolation of the discussion above. The Lorentz boosts should be thought of as a rotation between space and time. The individual spatial and temporal coordinates are different for the two observers, but there remains an invariant distance. The only thing that's different is that the time and space directions in this invariant distance (7.11) come with different minus signs. We'll now explore this relationship between boosts and rotations in some detail.

### 7.3.2 The Lorentz Group

We have defined the interval (7.11) as the measure of distance which is invariant under Lorentz transformations. However, it is actually better to look at things the other way: the invariant interval is the primary object. This is a property of spacetime which defines the Lorentz transformations. Let's see how the argument runs this way around.

If we sit at the origin in a fixed frame  $S$ , the coordinates of an event can be written as a *four vector*  $X$ . We won't denote that this is a vector by bold font or squiggly underlines (which we're really saving for three-dimensional spatial vectors). We're getting sophisticated now and just the capital letter will have to suffice. However, we will sometimes use index notation, in which the components of the 4-vector are

$$X^\mu = (ct, x, y, z) \quad \mu = 0, 1, 2, 3$$

Note that we write the indices running from  $\mu = 0$  to  $\mu = 3$  rather than starting at 1. The zeroth component of the vector is time (multiplied by  $c$ ). The invariant distance between the origin and the point  $P$  can be written as an inner product, defined as

$$X \cdot X \equiv X^T \eta X = X^\mu \eta_{\mu\nu} X^\nu \quad (7.13)$$

In the first expression above we are using matrix-vector notation and in the second we have resorted to index notation, with the summation convention for both indices  $\mu$  and  $\nu$ . The matrix  $\eta$  is given by

$$\eta = \begin{pmatrix} 1 & 0 & 0 & 0 \\ 0 & -1 & 0 & 0 \\ 0 & 0 & -1 & 0 \\ 0 & 0 & 0 & -1 \end{pmatrix}$$

This matrix is called the *Minkowski metric*. With this expression for the Minkowski metric, the inner product becomes

$$X \cdot X = c^2 t^2 - x^2 - y^2 - z^2$$

which is indeed the invariant distance (7.11) between the origin and the point  $X$  as promised.

Following our characterisation of distances using the invariant interval, a four vector obeying  $X \cdot X > 0$  is said to be *timelike*; one with  $X \cdot X < 0$  is said to be *spacelike*; and one with  $X \cdot X = 0$  is said to be *lightlike* or, alternatively, *null*.

The Lorentz transformation can be thought of as a  $4 \times 4$  matrix  $\Lambda$ , rotating the coordinates in frame  $S$  to coordinates in frame  $S'$ , such that the four vector becomes

$$X' = \Lambda X$$

This can also be written index notation as  $X'^\mu = \Lambda^\mu_\nu X^\nu$ . The Lorentz transformations are defined to be those matrices which leave the inner product invariant. This means that

$$X' \cdot X' = X \cdot X$$

From our definition (7.13), we see that this is true only if  $\Lambda$  obeys the matrix equation

$$\Lambda^T \eta \Lambda = \eta \tag{7.14}$$

Let's try to understand the solutions to this. We can start by counting how many we expect. The matrix  $\Lambda$  has  $4 \times 4 = 16$  components. Both sides of equation (7.14) are symmetric matrices, which means that the equation only provides 10 constraints on the coefficients of  $\Lambda$ . We therefore expect to find  $16 - 10 = 6$  independent solutions.

The solutions to (7.14) fall into two classes. The first class is very familiar. Let's look at solutions of the form

$$\Lambda = \left( \begin{array}{c|ccc} 1 & 0 & 0 & 0 \\ \hline 0 & & & \\ 0 & & R & \\ 0 & & & \end{array} \right) \tag{7.15}$$

where  $R$  is a  $3 \times 3$  matrix. These transformations change space, but leave time intact. The condition (7.14) reduces to a condition for the matrix  $R$ ,

$$R^T R = 1$$

where the right-hand side is understood to be the  $3 \times 3$  unit matrix. But this is something that we've seen before: it is the requirement for  $R$  to be a rotation matrix. There are three such independent matrices, corresponding to rotations about the three different spatial axes.

The remaining three solutions to (7.14) are the Lorentz boosts that have preoccupied us for much of this Section. The boost along the  $x$  axis is given by

$$\Lambda = \left( \begin{array}{cc|cc} \gamma & -\gamma v/c & 0 & 0 \\ -\gamma v/c & \gamma & 0 & 0 \\ \hline 0 & 0 & 1 & 0 \\ 0 & 0 & 0 & 1 \end{array} \right) \quad (7.16)$$

These are precisely the Lorentz transformations (7.6). Two further solutions to (7.14) come from boosting along the  $y$  and  $z$  directions.

The set of all matrices  $\Lambda$  obeying (7.14) form the *Lorentz group*, denoted  $O(1, 3)$ . You can easily check that they indeed obey all axioms of a group. Taking the determinant of both sides of (7.14), we see that  $\det \Lambda^2 = 1$ , so the Lorentz group splits into two pieces with  $\det \Lambda = \pm 1$ . The subgroup with  $\det \Lambda = 1$  is called the proper Lorentz group and is denoted  $SO(1, 3)$ .

There is one further decomposition of the Lorentz group. Any element can either flip the direction of time or leave it invariant. Those transformations which preserve the direction of time are called orthochronous. The group of proper orthochronous Lorentz transformations is denoted  $SO^+(1, 3)$  although people like me are usually lazy and just refer to it as  $SO(1, 3)$ .

## Rapidity

We previously derived the velocity addition law (7.9). Let's see how we get this from the matrix approach above. We can focus on the  $2 \times 2$  upper-left hand part of the matrix in (7.16). We'll write this as

$$\Lambda[v] = \begin{pmatrix} \gamma & -\gamma v/c \\ -\gamma v/c & \gamma \end{pmatrix}$$

If we combine two boosts, both in the  $x$  direction, the resulting Lorentz transformation is

$$\Lambda[v_1]\Lambda[v_2] = \begin{pmatrix} \gamma_1 & -\gamma_1 v_1/c \\ -\gamma_1 v_1/c & \gamma_1 \end{pmatrix} \begin{pmatrix} \gamma_2 & -\gamma_2 v_2/c \\ -\gamma_2 v_2/c & \gamma_2 \end{pmatrix}$$

It takes a little bit of algebra, but multiplying out these matrices you can show that

$$\Lambda[v_1]\Lambda[v_2] = \Lambda\left[\frac{v_1 + v_2}{1 + v_1 v_2/c^2}\right]$$

which is again the velocity addition rule (7.9), now for the composition of boosts.



The algebra involved in the above calculation is somewhat tedious; the result somewhat ugly. Is there a better way to see how this works? We can get a clue from the rotation matrices  $R$ . Recall that the  $2 \times 2$  matrix which rotates a plane by angle  $\theta$  is

$$R[\theta] = \begin{pmatrix} \cos \theta & \sin \theta \\ -\sin \theta & \cos \theta \end{pmatrix}$$

If we perform two rotations in succession, we have

$$R[\theta_1]R[\theta_2] = R[\theta_1 + \theta_2]$$

But the nice addition rule only worked because we were clever in parameterising our rotation by an angle. In the case of Lorentz boosts, there is a similarly clever parameterisation. Instead of using the velocity  $v$ , we define the *rapidity*  $\varphi$  by

$$\gamma = \cosh \varphi$$

We can see one of the nice things about this definition if we look at

$$\sinh \varphi = \sqrt{\cosh^2 \varphi - 1} = \sqrt{\gamma^2 - 1} = \frac{v\gamma}{c}$$

This is the other component of the Lorentz boost matrix. We can therefore write

$$\Lambda[\varphi] = \begin{pmatrix} \cosh \varphi & -\sinh \varphi \\ -\sinh \varphi & \cosh \varphi \end{pmatrix} \tag{7.17}$$

Looking again at the composition of two Lorentz boosts, we see that the rapidities add, just like the angles of rotation

$$\Lambda[\varphi_1] \Lambda[\varphi_2] = \Lambda[\varphi_1 + \varphi_2]$$

The matrix description of the Lorentz boost (7.17) shows most clearly the close relationship between rotations and boosts.

### 7.3.3 A Rant: Why $c = 1$

We started this section by mentioning that the speed of light,  $c = 299792458 \text{ ms}^{-1}$  is exact. The only reason that this fundamental constant is exactly an integer is because the meter is defined to be the distance travelled by light in  $1/299792458$  seconds.

In our everyday world, the meter is a very useful unit. It is roughly the size of most things in my house. But viewed from the perspective of fundamental physics, it is rather parochial. If we're going to pick the speed of light to be an integer, we should probably pick one that is easier to remember. Like  $c = 1$ . We can do this by picking a different unit of length, namely

$$c = 1 \text{ (light second)} s^{-1}$$

where a light second is the distance travelled by light in one second.

There's a better way of thinking about this: the existence of a universal speed of light is Nature's way of telling us that space and time are more similar than our ancestors realised. We only labelled space and time with different units because we were unaware of the relationship between them.

We can illustrate this by going back to the rotational analogy. Suppose that you decided that all distances in the  $x$ -direction should be measured in centimeters, while all distances in the  $y$ -direction should be measured in inches. You then declared that there was a new, fundamental constant of Nature – let's call it  $\lambda$  – given by

$$\lambda \approx 2.54 \text{ cm (inch)}^{-1}$$

Why is this a dumb thing to do? The reason it's dumb is because of the rotational symmetry of the laws of physics: different observers have different  $x$  and  $y$  coordinates and can quite happily pick the same unit of measurement for both. But we've learned in this section that there is also a symmetry between space and time. Insisting that we retain the conversion factor  $c$  in the fundamental laws of physics is no more sensible than retaining  $\lambda$ .

Despite my rant, in these lectures, we will retain  $c$  in all equations. (Although we will use units which allow us to set  $\lambda = 1$ ). But in future courses, it is common practice to work with the convention  $c = 1$ . The equations look simpler and the only price you pay is that the units of time and space are equivalent. If, at the end of the day, you want to get your answer in terms of meters or seconds or whatever then you can always put the factors of  $c$  back in by dimensional analysis.

## 7.4 Relativistic Kinematics

So far, our discussion has been focussed on what the world looks like to different observers. Let's now return to the main theme of these lectures: the motion of particles. Remember that our ultimate goal is to construct laws of physics which look the same

to all inertial observers. For this reason, we will start by defining some of the basic elements that go into the laws of physics: velocity, momentum and acceleration. We want to define these in such a way that they have nice transformation properties when viewed from different inertial frames.

### 7.4.1 Proper Time

We started these lectures in Section 1 by describing the trajectory of particle in an inertial frame in terms of a curve  $\mathbf{x}(t)$  and velocity  $\mathbf{u} = d\mathbf{x}/dt$ . There's nothing incorrect with this description in special relativity but, as we will see, there's a much better way to parameterise the trajectory of a particle.

Let's start by considering a particle at rest at the origin of frame  $S'$  with  $\mathbf{x}' = 0$ . The invariant interval between two different points on the worldline of the particle is

$$\Delta s^2 = c^2 \Delta t'^2$$

We see that the invariant interval between two points on the worldline is proportional to the time experienced by the particle. But this must be true in all frames. The time experienced by the particle is called the *proper time*,  $\tau$ . In all frames, it is given by

$$\Delta\tau = \frac{\Delta s}{c}$$

where  $\Delta s$  is real as long as the particle doesn't travel faster than the speed of light, so it sits on a timelike trajectory. (We keep promising to prove that a particle is unable to travel faster than light...we are almost there!)

Proper time provides a way to parameterise the trajectory of a particle in a manner that all inertial observers will agree on. Consider the trajectory of a general particle, not necessarily travelling in a straight line. Viewed from an inertial frame  $S$ , the worldline can be parameterised by  $\mathbf{x}(\tau)$  and  $t(\tau)$ . This has several advantages.

For example, we can use this formulation to determine the time experienced by a particle moving along a general trajectory. Along a small segment of its trajectory, a particle experiences proper time

$$d\tau = \sqrt{dt^2 - \frac{d\mathbf{x}^2}{c^2}} = dt \sqrt{1 - \frac{1}{c^2} \left( \frac{d\mathbf{x}}{dt} \right)^2} = dt \sqrt{1 - \frac{u^2}{c^2}}$$

from which we have

$$\frac{dt}{d\tau} = \gamma \tag{7.18}$$

Note that  $\gamma$  here is a function of the speed,  $u$ , of the particle seen by the observer in  $S$ . From this, the total time  $T$  experienced by a particle as it travels along its worldline is simply the sum of the proper times associated to each small segment,

$$T = \int d\tau = \int \frac{dt}{\gamma} \quad (7.19)$$

#### 7.4.2 4-Velocity

We'll now explain why it's useful to parameterise the trajectory of a particle in terms of proper time  $\tau$ . We can write a general trajectory in spacetime using the 4-vector:

$$X(\tau) = \begin{pmatrix} ct(\tau) \\ \mathbf{x}(\tau) \end{pmatrix}$$

From this, we can define the *4-velocity*,

$$U = \frac{dX}{d\tau} = \begin{pmatrix} c \, dt/d\tau \\ d\mathbf{x}/d\tau \end{pmatrix}$$

Using the relationship (7.18) between the proper time of the particle  $\tau$  and the observer's time  $t$  we can write this as

$$U = \frac{dt}{d\tau} \begin{pmatrix} c \\ \mathbf{u} \end{pmatrix} = \gamma \begin{pmatrix} c \\ \mathbf{u} \end{pmatrix} \quad (7.20)$$

where  $\mathbf{u} = d\mathbf{x}/dt$ . This definition of the 4-velocity has a nice property: if an observer in frame  $S$  measures a particle's 4-velocity as  $U$ , then an observer in frame  $S'$  with  $X' = \Lambda X$  will measure the 4-velocity

$$U' = \Lambda U \quad (7.21)$$

This transformation holds only because  $d\tau$  is invariant, meaning that it is the same for all observers. In contrast, if we had tried to define a 4-velocity by, say,  $V = dX/dt$  then both  $X$  and  $t$  would change under a Lorentz transformation and we would be left with a messy, complicated expression for  $V$  in frame  $S'$ . Our definition of  $U$  differs from  $V$  by the extra factor of  $\gamma$  in (7.20). This is all important!

We now have two objects which transform nicely under Lorentz transformations: the coordinates  $X \rightarrow \Lambda X$  and the 4-velocity  $U \rightarrow \Lambda U$ . Quantities like this are called *4-vectors*. It's a name that we've already used to label points in spacetime. More generally, the *definition* of a 4-vector is any 4-component object  $A$  which transforms as  $A \rightarrow \Lambda A$  under a Lorentz transformation.

Because of the simple transformation law (7.21), we can immediately import some of the things that we learned from our previous discussion of Lorentz groups. In particular, from the definition of  $\Lambda$  given in (7.14), we know that the inner product

$$U \cdot U = U^T \eta U$$

is invariant. It is the same for all observers:  $U \cdot U = U' \cdot U'$ .

Let's look at a simple example. A particle which is stationary in frame  $S$  has 4-velocity

$$U^\mu = (c, 0, 0, 0)$$

and so  $U \cdot U = c^2$ . But this must be true in all frames. We can check this explicitly from (7.20) (we'll take the middle equation to illustrate the point) which gives us

$$U \cdot U = \left( \frac{dt}{d\tau} \right)^2 (c^2 - u^2) = \left( \frac{dt}{d\tau} \right)^2 \frac{c^2}{\gamma^2} = c^2$$

This result also helps answer a puzzle. In Newtonian mechanics, if we want to specify the velocity, we only have to give three numbers  $\mathbf{u}$ . But in special relativity, the velocity is a 4-vector  $U$ . Nonetheless, we still only need specify three variables because  $U$  is not any 4-vector: it is constrained to obey  $U \cdot U = c^2$ .

### Addition of Velocities Revisited

In Section 7.2.5, we derived the rule for the addition of velocities in one-dimension. But what if the velocity of a particle is not aligned with the relative velocity between  $S$  and  $S'$ ? The addition of velocities in this case is simple to compute using 4-vectors. We start with a particle in frame  $S$  travelling with 4-velocity

$$U = \begin{pmatrix} \gamma_u c \\ u \gamma_u \cos \alpha \\ u \gamma_u \sin \alpha \\ 0 \end{pmatrix}$$

Here we've added the subscript to  $\gamma_u = (1 - u^2/c^2)^{-1/2}$  to distinguish it from the  $\gamma$ -factor arising between the two frames. Frame  $S'$  moves in the  $x$ -direction with speed  $v$  relative to  $S$ . The Lorentz boost is given in (7.16). In frame  $S'$ , the 4-velocity is then

$$U' = \Lambda U = \gamma_u \begin{pmatrix} (1 - (uv/c^2) \cos \alpha) \gamma_v c \\ (u \cos \alpha - v) \gamma_v \\ u \sin \alpha \\ 0 \end{pmatrix} \equiv \begin{pmatrix} \gamma_{u'} c \\ u' \gamma_{u'} \cos \alpha' \\ u' \gamma_{u'} \sin \alpha' \\ 0 \end{pmatrix} \quad (7.22)$$

Dividing the  $t$  and  $x$  components of this 4-vector, we recover the velocity transformation law (7.9) for the speed in the  $x$ -direction, namely

$$u' \cos \alpha' = \frac{u \cos \alpha - v}{1 - uv \cos \alpha / c^2}$$

Meanwhile, dividing the  $y$  component by the  $x$  component gives us a formula for the angle  $\alpha'$  that the particles trajectory makes with the  $x'$ -axis,

$$\tan \alpha' = \frac{u \sin \alpha}{\gamma_v(u \cos \alpha - v)} \quad (7.23)$$

### 7.4.3 4-Momentum

The  $4$ -momentum is defined by

$$P = mU = \begin{pmatrix} mc\gamma \\ m\gamma \mathbf{u} \end{pmatrix} \quad (7.24)$$

where  $m$  is the mass of the particle, usually referred to as the *rest mass*. Importantly, it will turn out that  $P$  is the quantity that is conserved in the relativistic context. The spatial components give us the relativistic generalisation of the 3-momentum,

$$\mathbf{p} = m\gamma \mathbf{u} \quad (7.25)$$

Notice that as the particle approaches the speed of light,  $u \rightarrow c$ , the momentum diverges  $p \rightarrow \infty$ . Since momentum is conserved in all processes, this is really telling us that massive particles cannot break the speed of light barrier. (Here the word “massive” doesn’t mean “really really big”: it just means “not massless”, or  $m \neq 0$ ). This is sometimes interpreted by viewing the quantity  $m\gamma$  as a velocity-dependent *relativistic mass*. In these terms, the relativistic mass of the particle diverges  $m\gamma \rightarrow \infty$  as the particle approaches the speed of light. The words may be different, but the maths (and underlying physics) is the same: particles are bound by Nature’s speed limit. Nothing can travel faster than the speed of light.

What is the interpretation of the time-component of the momentum 4-vector,  $P^0$ . We can get a hint of this by Taylor expanding the  $\gamma$  factor,

$$P^0 = \frac{mc}{\sqrt{1 - u^2/c^2}} = \frac{1}{c} \left( mc^2 + \frac{1}{2}mu^2 + \dots \right) \quad (7.26)$$

The first term is just a constant. But the second term is something familiar: it is the non-relativistic kinetic energy of the particle. This, coupled with the fact that all four

components of  $P$  are conserved, strongly suggests that the right interpretation of  $P^0$  is the energy of the particle (divided by  $c$ ), so

$$P = \begin{pmatrix} E/c \\ \mathbf{p} \end{pmatrix} \quad (7.27)$$

To show that  $P^0$  is indeed related to the energy in this way requires a few more techniques than we will develop in this course. The cleanest way is to use Noether's theorem – which we mentioned briefly in Section 5.1.4 – for relativistic systems and see that  $P^0$  is the quantity that follows from time translational invariance<sup>7</sup>.

The expansion of (7.26) shows that both the mass and the kinetic energy contribute to the energy of a particle. These combine to give

$$E = m\gamma c^2 \quad (7.28)$$

Notice that as the particle approaches the speed of light, its energy diverges. Yet again, we see a barrier to breaking the speed limit: as we approach the speed of light, the energy required to make a particle go just a little faster gets bigger and bigger.

For a stationary particle, all its energy is contained in its rest mass, giving us the famous slogan

$$E = mc^2$$

There's a nice way to rearrange (7.28), to replace the  $\mathbf{u}$  in the  $\gamma$  factor with  $\mathbf{p}$  defined in (7.25). But the algebra is laborious. Instead there's a cute trick that gives the result much more quickly: we look at the inner product  $P \cdot P$ . In the rest frame of the particle,  $P = (mc, 0, 0, 0)$  and we have

$$P \cdot P = m^2 c^2 \quad (7.29)$$

But the inner product is an invariant, holding in any frame. From (7.27), we have

$$P \cdot P = \frac{E^2}{c^2} - \mathbf{p}^2$$

Equating these two expressions gives

$$E^2 = \mathbf{p}^2 c^2 + m^2 c^4 \quad (7.30)$$

This is the generalisation of  $E = mc^2$  to include the kinetic energy. This equation can also be derived the hard way by playing around with (7.28) and (7.25).

---

<sup>7</sup>You can read more about this for particle mechanics in the [Classical Dynamics](#) lecture notes and, for relativistic field theories, in the [Quantum Field Theory](#) lecture notes.

The identification  $P^0 = E/c$  has dramatic consequences. In Newtonian mechanics, we boasted about the conservation of energy, but implicit in everything we did was the more elementary fact that mass is conserved. Even in the variable mass problems of Section 5.3, the mass never disappeared: it just left our rocket ship. However, relativity teaches us that the conservation of mass is subsumed into the conservation of energy. There is nothing that guarantees that they are individually conserved. Just as potential energy can be converted into kinetic energy, so too can mass be converted into kinetic energy. In Japan, in 1945, this fact was vividly demonstrated.

#### 7.4.4 Massless Particles

Until now, we built our discussion of particle trajectories on proper time. But, looking back at Section 7.4.1, proper time is only defined for time-like trajectories. This is fine for massive particles. But what about for massless particles? We can sidestep the need for proper time by looking at the invariant of the 4-momentum (7.29) which, for particles with  $m = 0$ , tells us that the 4-momentum must be null,

$$P \cdot P = 0$$

This means that the 4-momentum of a massless particle necessarily lies along a light ray.

This fact also allows us to clarify one of our original postulates of special relativity: that the speed of light is the same for all inertial frames. You may wonder why the propagation of light, an electromagnetic phenomenon, is singled out for special treatment. The answer is: because the photon – the particle of light – is massless. In fact, a better way of stating the postulate is to say that there is an upper speed limit in the Universe, which is the same for all inertial observers. Any massless particle must travel at this speed limit. All massive particles must go slower.

We know of only two types of massless particles in the Universe: the photon and the graviton. Both of these owe their particle-like nature to quantum mechanics (actually, this is true of all particles) and have a classical analog as light waves and gravity waves respectively. You’ve all seen light waves (literally!) and individual photons have been routinely measured in experiments for more than a century. Gravitational waves were observed for the first time in 2015, although compelling indirect evidence had existed for decades. There appears to be no hope at all of detecting an individual graviton, at least within our lifetimes.



Until the late 1990s, it was thought that neutrinos were also massless. It is now known that they have a small, but finite mass. (Actually, there's a caveat here: there are three different types of neutrino: an electron neutrino, a muon neutrino and a tau neutrino. The differences between their masses are known to be of order of 0.01 - 0.1 eV and there are constraints which limit the sum of their masses to be no greater than 0.3 eV or so. But the absolute scale of their masses has not yet been determined. In principle, one of the three neutrinos may be massless).

From (7.30), the energy and momentum of a massless particle are related by  $E^2 = p^2 c^2$ . The four momentum takes the form

$$P = \frac{E}{c} \begin{pmatrix} 1 \\ \hat{\mathbf{p}} \end{pmatrix}$$

where  $\hat{\mathbf{p}}$  is a unit vector in the direction of the particle's motion.

To get an expression for the energy, we need a result from quantum mechanics which relates the energy to the wavelength  $\lambda$  of the photon or, equivalently, to the angular frequency  $\omega = 2\pi c/\lambda$ ,

$$E = \hbar\omega = \frac{2\pi\hbar c}{\lambda}$$

There's something rather nice about how this equation ties in with special relativity. Suppose that in your frame, the photon has energy  $E$ . But a different observer moves towards the light with velocity  $v$ . By the Lorentz transformation, he will measure the 4-momentum of the photon to be  $P' = \Lambda P$  and, correspondingly, will see a bigger energy  $E' > E$ . From the above equation, this implies that he will see a smaller wavelength. But this is nothing other than Lorentz contraction.

The phenomenon of different observers observing different wavelengths of light is called the *Doppler effect*. You will derive this in the problem sheet.

### Tachyons and Why They're Nonsense

It is sometimes stated that a particle which has imaginary mass, so that  $m^2 < 0$ , will have  $P \cdot P < 0$  and so travel consistently at speeds  $u > c$ . Such particles are called *tachyons*. They too would be unable to cross Nature's barrier at  $u = c$  and are consigned to always travel on spacelike trajectories.

Although, consistent within the framework of classical relativistic particle mechanics, the possibility of tachyons does not survive the leap to more sophisticated theories of physics. All our current best theories of physics are written in the framework of quantum field theory. Here particles emerge as ripples of fields, tied into small lumps of energy by quantum mechanics. But in quantum field theory, it is not unusual to have fields with imaginary mass  $m^2 < 0$ . The resulting particles do not travel faster than the speed of light. Instead, imaginary mass signals an instability of the vacuum.

#### 7.4.5 Newton's Laws of Motion

Finally, we are in a position to write down Newton's law of motion in a manner that is consistent with special relativity: it is

$$\frac{dP^\mu}{d\tau} = F^\mu \quad (7.31)$$

where  $F^\mu$  are the components of a 4-vector force. It is not difficult to anticipate that the spatial components of  $F$  should be related to the 3-vector force  $\mathbf{f}$ . (This is the same thing that we've been calling  $\mathbf{F}$  up until now, but we'll lower its standing to a small  $f$  to save confusion with the 4-vector). In fact, we need an extra factor of  $\gamma$ , so

$$F = \begin{pmatrix} F^0 \\ \gamma \mathbf{f} \end{pmatrix}$$

With this factor of  $\gamma$  in place, the spatial components of Newton's equation (7.31) agree with the form that we're used to in the reference frame  $S$ ,

$$\frac{d\mathbf{p}}{dt} = \frac{d\tau}{dt} \frac{d\mathbf{p}}{d\tau} = \frac{1}{\gamma} \frac{d\mathbf{p}}{d\tau} = \mathbf{f}$$

Similarly, a quick calculation shows that the temporal component  $F^0$  is related to the power: the rate of change of energy with time

$$F^0 = \frac{dP^0}{d\tau} = \frac{\gamma}{c} \frac{dE}{dt}$$

With these definitions, we can derive a familiar equation, relating the change in energy to the work done. Consider a particle with constant rest mass  $m$ , so that  $P \cdot P = m^2 c^2$  is unchanging. Using  $P^0 = m\gamma c$  and  $\mathbf{p} = m\gamma \mathbf{u}$ , we have

$$\frac{d}{d\tau}(P \cdot P) = 2P^0 \frac{dP^0}{d\tau} - 2\mathbf{p} \cdot \frac{d\mathbf{p}}{d\tau} = 2\gamma^2 m \left( \frac{dE}{dt} - \mathbf{u} \cdot \mathbf{f} \right) = 0$$

All of this is just to show how the familiar laws of Newtonian physics sit within special relativity.

## Electromagnetism Revisited

Ironically, equation (7.31) is rarely used in relativistic physics! The reason is that by the time we are in the relativistic realm, most of the forces that we've come across are no longer valid. The one exception is the electromagnetic force law for a particle of charge  $q$  that we met in Section 2.4. This does have a relativistic formulation, with the equation of motion given by

$$\frac{dP^\mu}{d\tau} = \frac{q}{c} G^\mu{}_\nu U^\nu$$

where  $U^\nu$  is the 4-velocity of the particle and  $G^\mu{}_\nu$  is the *electromagnetic tensor*, a  $4 \times 4$  matrix which contains the electric and magnetic fields,

$$G^\mu{}_\nu = \begin{pmatrix} 0 & E_1 & E_2 & E_3 \\ E_1 & 0 & cB_3 & -cB_2 \\ E_2 & -cB_3 & 0 & cB_1 \\ E_3 & cB_2 & -cB_1 & 0 \end{pmatrix}$$

(This tensor often goes by the name  $F^\mu{}_\nu$ , but we've chosen to call it  $G$  to save confusion with the force 4-vector). The spatial components of the four-vector equation gives rise to the familiar Lorentz force law (2.19). The temporal component gives the rate of work done,  $dE/dt = q\mathbf{E} \cdot \mathbf{u}$ .

### 7.4.6 Acceleration

We can construct a four-vector for acceleration simply by

$$A \equiv \frac{dU}{d\tau}$$

Note that because  $U \cdot U = c^2$ , we must have that  $A$  is always orthogonal to  $U$  in the Minkowski sense:  $A \cdot U = 0$ .

Suppose that the velocity of a particle in frame  $S$  is  $\mathbf{u}$ . Then, in this frame, the Newtonian notion of 3-acceleration is  $\mathbf{a} = d\mathbf{u}/dt$ . Recalling our expression relating time and proper time,  $dt/d\tau = \gamma$ , we see that the four acceleration actually depends on both  $\mathbf{u}$  and  $\mathbf{a}$ ; it is

$$A = \gamma \begin{pmatrix} \dot{\gamma}c \\ \dot{\gamma}\mathbf{u} + \gamma\mathbf{a} \end{pmatrix}$$

with  $\dot{\gamma} \equiv d\gamma/dt$ .

Let's now suppose that we sit in an inertial frame  $S'$  in which, at a fixed moment of time  $t$ , the particle is instantaneously at rest. Obviously, if the particle is accelerating, this will not coincide with the particle's rest frame an instant later, but momentarily this will do fine. Since  $\mathbf{u}' = 0$  in this frame, the 4-acceleration is

$$A' = \begin{pmatrix} 0 \\ \mathbf{a}' \end{pmatrix}$$

with  $\mathbf{a}' = d\mathbf{u}'/dt'$ . (Note that you need to do a small calculation here to check that  $\dot{\gamma}(u=0) = 0$ ). But, since we have constructed our acceleration as a 4-vector,  $A$  and  $A'$  must be related by a Lorentz transformation. To make matters easy for ourselves, let's take both  $\mathbf{u}$  and  $\mathbf{a}$  to lie in the  $x$ -direction so that we can consistently ignore the  $y$  and  $z$ -directions. Then the Lorentz transformation tells us

$$A = \gamma \begin{pmatrix} \dot{\gamma}c \\ \dot{\gamma}u + \gamma a \end{pmatrix} = \begin{pmatrix} \gamma & u\gamma/c \\ u\gamma/c & \gamma \end{pmatrix} \begin{pmatrix} 0 \\ a' \end{pmatrix} = \begin{pmatrix} u\gamma a'/c \\ \gamma a' \end{pmatrix}$$

From the top component, we can determine the relationship between the accelerations  $a$  and  $a'$  seen in the two frames,

$$a \equiv \dot{u} = (1 - u^2/c^2)^{3/2} a'$$

Suppose now that the particle undergoes constant acceleration. As with everything in special relativity, we need to be more careful about what we mean by this. The natural interpretation is that the acceleration in the frame of the particle is constant. Mathematically, this means that  $a'$  is constant. In contrast, viewed from frame  $S$ , the acceleration is not constant. Indeed, for constant  $a'$ , we can integrate our equation above to get  $u$ , the velocity seen in frame  $S$  as a function of time. If we assume that  $u = 0$  when  $t = 0$ , we have

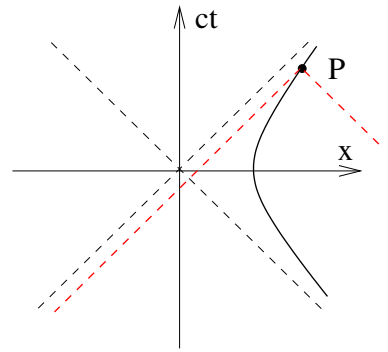
$$u = \frac{a'ct}{\sqrt{c^2 + a'^2t^2}} \quad \Rightarrow \quad \gamma(t) = \sqrt{1 + \frac{a'^2t^2}{c^2}} \quad (7.32)$$

Since  $u = \dot{x}$ , integrating the first of these equations once more gives us the position in the frame  $S$  as a function of time,

$$x = \frac{c}{a'} \left( \sqrt{c^2 + a'^2t^2} - c \right) \quad (7.33)$$

where we've picked an integration constant so that  $x = 0$  at time  $t = 0$ . We see that the particle moves on the hyperbola shown in the figure. Viewed from  $S$ , the particle approaches, but never reaches, the speed of light.

Notice that a particle at point  $P$  in the diagram can only receive information from within its own past lightcone, denoted by the red dotted lines in the figure. However, if it continues along its accelerated trajectory, it can never receive any information from the whole part of spacetime to the left of the null line  $x = ct$ . This part of the Universe will forever remain a mystery to an accelerated observer. The null cone, defined by,  $x = ct$ , which forms the boundary of the mysterious region is called the *Rindler event horizon*. It has many things in common with the event horizon of a black hole and, indeed, the Rindler horizon is often used as a toy model to understand some of the stranger aspects of black hole physics. Of course, if an accelerated observer really wants to see what's behind the horizon, it's easy: he just stops accelerating. If an observer in the background of a black hole wants to see what's behind the horizon, he must be somewhat braver.

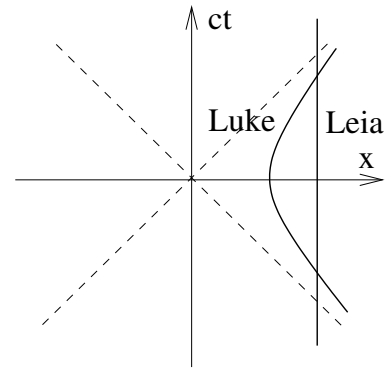


**Figure 56:**

We can look at what the accelerated observer feels. His time is simply the proper time of the particle. To compute this, the form of  $\gamma(t)$  given in (7.32) is particularly useful. From (7.19), if time  $t$  elapses in the stationary frame  $S$ , then the particle feels

$$\tau = \int_0^t \frac{cd\tilde{t}}{\sqrt{c^2 + a'^2\tilde{t}^2}} = \frac{c}{a'} \sinh^{-1} \left( \frac{a't}{c} \right)$$

This analysis gives us a more quantitative way to view the twin paradox. Suppose that Luke undertakes his trip to Tatooine on a trajectory of constant acceleration. He leaves Leia at the time  $t < 0$  where their worldlines intersect, arrives at Tatooine at  $t = 0$  and  $x = c^2/a'$ , and returns back to Leia as shown. Leia experiences time  $t$ ; Luke time  $\tau < t$ .



**Figure 57:**

Finally, we can look at how far the accelerated observer thinks he has travelled. Of course, this observer is not in an inertial frame, but at any time  $t$  we can consider the inertial frame that is momentarily at rest with respect to the accelerated particle. This allows us to simply use the Lorentz contraction formula. Using our results (7.32) and (7.33), we have

$$x' = \frac{x}{\gamma} = \frac{c^2}{a'} \left( 1 - \frac{c}{\sqrt{c^2 + a'^2 t^2}} \right)$$

Curiously,  $x' \rightarrow c^2/a'$  is finite as  $t \rightarrow \infty$  or, equivalently, as  $\tau \rightarrow \infty$ . Despite all that effort, an accelerated observer doesn't think he has got very far! This again, is related to the presence of the horizon.

#### 7.4.7 Indices Up, Indices Down

The minus signs in the Minkowski metric  $\eta$  means that it's useful to introduce a slight twist to the usual summation convention of repeated indices. For all the 4-vectors that we introduced above, we were careful to always place the spacetime index  $\mu = 0, 1, 2, 3$  as a superscript (i.e up) rather than a subscript.

$$X^\mu = (ct, \mathbf{x})$$

This is because the same object with an index down,  $X_\mu$ , will mean something subtly different!

$$X_\mu = (ct, -\mathbf{x})$$

With this convention, the Minkowski inner product can be written using the usual convention of summing over repeated indices as

$$X^\mu X_\mu = c^2 t^2 - \mathbf{x} \cdot \mathbf{x}$$

In contrast, writing  $X^\mu X^\mu = c^2 t^2 + \mathbf{x}^2$  is a dumb thing to write in the context of special relativity since it looks very different to observers in different inertial frames. In fact, we will shortly declare it illegal to write things like  $X^\mu X^\mu$ .

There is a natural way to think of  $X_\mu$  in terms of  $X^\mu$ . If we write the Minkowski metric as the diagonal matrix  $\eta_{\mu\nu} = \text{diag}(+1, -1, -1, -1)$  then we can raise and lower indices using  $\eta_{\mu\nu}$  and the summation convention, so

$$X_\mu = \eta_{\mu\nu} X^\nu$$

Moreover, we will insist that all objects with indices up and down are similarly related by contracting with  $\eta$ . For example, we could write the electromagnetic tensor as

$$G^{\mu\nu} = G^\mu{}_\rho \eta^{\rho\nu} = \begin{pmatrix} 0 & -E_1 & -E_2 & -E_3 \\ E_1 & 0 & -cB_3 & cB_2 \\ E_2 & cB_3 & 0 & -cB_1 \\ E_3 & -cB_2 & cB_1 & 0 \end{pmatrix}$$

The object  $G_{\mu\nu}$  is actually somewhat more natural than  $G^\rho{}_\nu$  since the former is anti-symmetric.

To raise indices back up, we need the inverse of  $\eta_{\mu\nu}$  which, fortunately, is the same matrix:  $\eta^{\mu\nu} = \text{diag}(+1, -1, -1, -1)$ . We have

$$\eta^{\mu\rho}\eta_{\rho\nu} = \delta^\mu_\nu$$

This trick of distinguishing between indices up and indices down provides a simple formalism to ensure that all objects have nice transformation properties under the Lorentz group. We insist that, just as in the usual summation convention, repeated indices only ever appear in pairs. But now we further insist that pairs always appear with one index up and the other down. The result will be an object which is invariant under Lorentz transformations.

In future courses (like [General Relativity](#)) you will learn that there is somewhat deeper mathematics lying behind distinguishing  $X^\mu$  and  $X_\nu$ : formally, these objects live in different spaces (sometimes called dual spaces). Objects such as  $X^\mu$  are said to be *contravariant* vectors, while  $X_\mu$  is said to be a *covariant* vector.

## 7.5 Particle Physics

”Oh, that stuff. We never bother with that in our work”

*Ernest Rutherford, the first particle physicist, discussing relativity*

Our goal in this section is to describe various relativistic phenomena that arise in particle physics. All these processes occur in the absence of external forces, so  $F = 0$  and we will rely only on conservation of 4-momentum, meaning

$$\frac{dP}{d\tau} = 0$$

Of course, conservation of 4-momentum includes both conservation of 3-momentum and conservation of energy.

The calculations that follow are similar in spirit to the collision calculations of Section 5.2. Before we proceed, there are a couple of hints that may help when solving these problems. Firstly, we need to choose a frame of reference in which to calculate: the smart frame to choose is nearly always the centre of mass of the system. (Which should more correctly be called the centre of momentum frame, for it is the one with vanishing spatial 3-momentum). Secondly, you will often be presented with a situation where there is one particle with momentum  $P$  about which you know nothing. A good way to eliminate this is often to rearrange your equation so it takes the form  $P = \dots$  and then square it to get the right-hand side to be  $P \cdot P = m^2 c^2$ . Let’s now see how this works in a few examples.

### 7.5.1 Particle Decay

Consider a single particle with rest mass  $m_1$  which decays into two particles with rest masses  $m_2$  and  $m_3$ . Conservation of 4-momentum tells us

$$P_1 = P_2 + P_3$$

or, equivalently,

$$E_1 = E_2 + E_3 \quad \text{and} \quad \mathbf{p}_1 = \mathbf{p}_2 + \mathbf{p}_3$$

In the rest frame of the decaying particle, we can write (using (7.30)),

$$E_1 = m_1 c^2 = \sqrt{p_2^2 c^2 + m_2^2 c^4} + \sqrt{p_3^2 c^2 + m_3^2 c^4} \geq m_2 c^2 + m_3 c^2$$

which tells us the unsurprising result that a particle can only decay if its mass is greater than that of its decay products. In the problem sheet, you will be asked to compute the velocities  $v_2$  and  $v_3$  of the decay products in the centre of mass frame and show that they are given by

$$\gamma_2 = \frac{m_1^2 + m_2^2 - m_3^2}{2m_1 m_2} \quad \text{and} \quad \gamma_3 = \frac{m_1^2 + m_3^2 - m_2^2}{2m_1 m_3}$$

Here we will instead look at some slightly different problems.

#### An Example: Higgs Decay

The LHC has taught us that the Higgs boson has mass  $m_h c^2 \approx 125 \text{ GeV}$ . It mostly decays into two photons. In particle physics, photons are always denoted by  $\gamma$ . Do not confuse them with the Lorentz contraction factor! The “equations” in which the photon  $\gamma$ ’s appear are more like chemical reactions than true equations. The decay of the Higgs into two photons is written as

$$h \rightarrow \gamma\gamma$$

Similar decays occur for other particles, most notably the neutral pion, a meson (meaning that it is made of a quark and anti-quark) with mass  $m_\pi c^2 \approx 140 \text{ MeV}$ . This too decays as  $\pi^0 \rightarrow \gamma\gamma$ .

To be concrete (and more relevant!) we’ll focus on the Higgs. Conservation of 4-momentum tells us (in, hopefully, obvious notation) that

$$P_h = P_\gamma + P'_\gamma$$

If we sit in the rest frame of the Higgs, so  $P_h^\mu = (m_h c, 0)$ , the photons must have equal and opposite 3-momentum, and therefore equal energy  $E_\gamma = \frac{1}{2} m_h c^2$ . The photons must be emitted back-to-back but, because the problem is rotationally symmetric, can be emitted at any angle.



What if we're not sitting in the rest frame of the Higgs?. Suppose that the Higgs has energy  $E_h$  and the energy of one of the photons is measured to be  $E_\gamma$ . What is the angle  $\theta$  that this photon makes with the path of the Higgs?

We'll use the strategy that we described above. We have no information about the second photon, with 4-momentum  $P'_\gamma$ . So we rearrange the conservation of momentum to read  $P'_\gamma = P_h - P_\gamma$ . Upon squaring this, we have  $P'_\gamma \cdot P'_\gamma = 0$ , so

$$\begin{aligned} 0 &= (P_h - P_\gamma) \cdot (P_h - P_\gamma) = P_h \cdot P_h + P_\gamma \cdot P_\gamma - 2P_h \cdot P_\gamma \\ &= m_h^2 c^2 - \frac{2E_h E_\gamma}{c^2} + 2\mathbf{p}_h \cdot \mathbf{p}_\gamma \\ &= m_h^2 c^2 - \frac{2E_h E_\gamma}{c^2} + \frac{2E_\gamma}{c} \cos \theta \sqrt{E_h^2/c^2 - m_h^2 c^2} \end{aligned}$$

where, in the last equation, we have used  $E^2 = p^2 c^2 + m^2 c^4$  (which is just  $E = pc$  for the photon). This can now be rearranged to give the answer for  $\theta$ .

### 7.5.2 Particle Collisions

Let's now look at the physics of relativistic collisions. We'll collide two particles together, both of mass  $m$ . They will interact in some manner, preserving both energy and 3-momentum, and scatter at an angle  $\theta$ .

$$P_1 + P_2 = P_3 + P_4$$


As we mentioned previously, it's easiest to see what happens in the centre of mass frame. Without loss of generality, we'll take the initial momenta to be in the  $x$ -direction. After the collision, the particles must have equal and opposite momenta, which means they must also have equal energy. This, in turn, ensures that in the centre of mass frame, the speed  $v$  after the collision is the same as before. We can choose our axes so that the initial and final momenta are given by

$$\begin{aligned} P_1^\mu &= (mc\gamma_v, mv\gamma_v, 0, 0) & , & & P_2^\mu &= (mc\gamma_v, -mv\gamma_v, 0, 0) \\ P_3^\mu &= (mc\gamma_v, mv\gamma_v \cos \theta, mv\gamma_v \sin \theta, 0) & , & & P_4^\mu &= (mc\gamma_v, -mv\gamma_v \cos \theta, -mv\gamma_v \sin \theta, 0) \end{aligned}$$

where we've put the subscript on  $\gamma_v$  to denote its argument. We can also look at the same collision in the *lab frame*. This refers to the situation where one of the particles is initially at rest. (Presumably in your lab). By the velocity addition formula, the other particle must start with speed

$$u = \frac{2v}{1 + v^2/c^2}$$

You can also derive this result by writing down the momenta  $P'_1$  and  $P'_2$  in the lab frame and equating  $(P_1 + P_2)^2 = (P'_1 + P'_2)^2$



**Figure 58:** Collisions in the centre of mass frame on the left and the lab frame on the right

In the lab frame, the angles  $\phi$  and  $\alpha$  at which the particles scatter are not equal. They can be easily determined using the addition of 4-velocities that we saw in Section 7.4.2. Set  $u = -v$  in equation (7.23) and use the identity  $\tan(x/2) = \sin x / (1 + \cos x)$  to get

$$\tan \phi = \frac{1}{\gamma_v} \tan \theta/2 \quad \text{and} \quad \tan \alpha = \frac{1}{\gamma_v} \tan(\theta/2 + \pi/2)$$

One of the more interesting examples of collisions is *Compton Scattering*, in which the colour of light changes after scattering off an electron (because it changes its energy and therefore its frequency). You will derive this result in the examples sheet.

## Particle Creation

Just as mass can be converted into kinetic energy, so kinetic energy can be converted into mass through the creation of new particles. Roughly speaking, this is the way we discover new particles of Nature.

Suppose we collide two particles, each of mass  $m$ . After the collision, we hope to be left with these two particles, together with a third of mass  $M$ . How fast must the original two particles collide?

Conservation of momentum gives us

$$P_1 + P_2 = P_3 + P_4 + P_5$$

where  $P_1^2 = P_2^2 = P_3^2 = P_4^2 = m^2 c^2$ , while  $P_5^2 = M^2 c^2$ . Let's work in the centre of mass frame of the colliding particles, each of which has speed  $v$ . In this case, we have

$$(P_1 + P_2)^2 = 4m^2 \gamma_v^2 c^2 = (P_3 + P_4 + P_5)^2 \quad (7.34)$$

Since we're in the centre of mass frame, the final momenta must take the form  $P_3 + P_4 + P_5 = ((E_1 + E_2 + E_3)/c, \mathbf{0})$  so that

$$(P_3 + P_4 + P_5)^2 = \frac{1}{c^2} (E_1 + E_2 + E_3)^2 \geq \frac{1}{c^2} (2mc^2 + Mc^2)^2$$

where, for each particle, we've used the fact that  $E = \sqrt{m^2c^4 + p^2c^2} \geq mc^2$ . Substituting this into (7.34) gives

$$4m^2\gamma_v^2c^2 \geq 4m^2c^2 + M^2c^2 + 4Mmc^2 \quad \Rightarrow \quad \gamma_v \geq 1 + \frac{M}{2m} \quad (7.35)$$

This makes sense. The amount of minimum amount of kinetic energy per particle is  $T = \gamma_v mc^2 - mc^2 = \frac{1}{2}Mc^2$ . With this minimum amount, the two colliding particles can combine their kinetic energies to form the new particle. After the collision, all three particles are then at rest.

It's worth mentioning another way to do the above computation. Suppose that you hadn't noticed that the three-momentum of  $P_3 + P_4 + P_5$  vanished and instead expanded out the right-hand side of (7.34) to end up with nine terms. Things are a bit harder this way, but all is not lost. We can apply a Cauchy-Schwarz-like inequality to each of these terms. For any massive particles with 4-momenta  $P$  and  $Q$ , such that  $P^2 = m_1^2c^2$  and  $Q^2 = m_2^2c^2$ , we necessarily have  $P \cdot Q \geq m_1m_2c^2$ . It is simplest to prove this by working in a frame in which one particle is stationary. Then we have

$$P \cdot Q = \begin{pmatrix} m_1c \\ 0 \end{pmatrix} \cdot \begin{pmatrix} E_2/c \\ p_2 \end{pmatrix} = m_1E_2 = m_1\sqrt{m_2^2c^4 + p_2^2c^2} \geq m_1m_2c^2$$

Applied to (7.34) this once again gives (7.35).


What if we re-do this experiment in the lab frame, in which of the original particles is at rest and the other has speed  $u$ ? Now we have  $P_1 = (m\gamma_uc, m\gamma_uu)$  and  $P_2 = (mc, 0)$ , so

$$(P_1 + P_2)^2 = P_1^2 + P_2^2 + 2P_1 \cdot P_2 = 2m^2c^2 + 2m^2\gamma_uc^2$$

But we don't have to compute  $(P_3 + P_4 + P_5)^2$  again since the beauty of taking the square of the 4-momenta is that the result is frame independent. We have

$$2m^2c^2 + 2m^2\gamma_uc^2 \geq 4m^2c^2 + M^2c^2 + 4Mmc^2 \quad \Rightarrow \quad \gamma_u \geq 1 + \frac{2M}{m} + \frac{M^2}{2m^2}$$

Now we see it's not so easy to create a particle. It's certainly not enough to give the incoming particle kinetic energy  $T = \frac{1}{2}Mc^2$  as one might intuitively expect. Instead, if you want to create very heavy particles,  $M \gg m$ , you need to give your initial particle a kinetic energy of order  $T \approx M^2c^2/2m$ . This scales quadratically with  $M$ , rather than the linear scaling that we saw in the centre of mass frame. The reason for this simple: there's no way that the end products can be at rest. The need to



**Figure 59:**

conserve momentum means that much of the kinetic energy of the incoming particle goes into producing kinetic energy of the outgoing particles. This is the reason that most particle accelerators have two colliding beams rather than a single beam and a stationary target.

The LHC primarily collides protons in its search to discover new elementary particles. However, for one month a year, it switches to collisions of lead nuclei in an attempt to understand a new form of matter known as the quark-gluon plasma. Each lead nuclei contains around 200 protons and neutrons. The collision results in a dramatic demonstration of particle creation, with the production of many thousands of particles – protons, neutrons, mesons and baryons. Here’s a very pretty picture. It’s one of the first collisions of lead nuclei at LHC in 2010, shown here in all its glory by the ALICE detector.

## 7.6 Spinors

In this final section, we return to understand more of the mathematical structure underlying spacetime and the Lorentz group. Ultimately, the new structure that we will uncover here has very important implications for the way the Universe works. But we will also see a nice application of our new tools.

Let’s start by recalling our definition of the Lorentz group. We introduced elements of the group as  $4 \times 4$  real matrices satisfying

$$\Lambda^T \eta \Lambda = \eta$$

where  $\eta = \text{diag}(1, -1, -1, -1)$  is the diagonal Minkowski metric. Elements with  $\det \Lambda = 1$  define the group  $SO(1, 3)$ . If we further restrict to elements with the upper-left component  $\Lambda^0_0 > 0$ , which ensures that the transformation does not flip the direction of time, then we have the sub-group  $SO^+(1, 3)$ . As we will now see, there's some rather beautiful subtleties associated with this group.

### 7.6.1 The Lorentz Group and $SL(2, \mathbf{C})$

The Lorentz group  $SO^+(1, 3)$  is (almost) the same as the rather different looking group  $SL(2, \mathbf{C})$ , the group of  $2 \times 2$  complex matrices with determinant one. We will start by providing the map between these two groups, and explaining what the word “almost” means.

Before we talk about Lorentz transformations, let's first go back to think about the points in Minkowski space themselves. So far, we've been labelling these by the 4-vector  $X^\mu = (ct, x, y, z)$ . But there is alternative way of labelling these points, not by a 4-vector but instead by a  $2 \times 2$  Hermitian matrix. Given a 4-vector  $X$ , we can write down such a matrix  $\hat{X}$  by

$$\hat{X} = \begin{pmatrix} ct + z & x - iy \\ x + iy & ct - z \end{pmatrix}$$

which clearly satisfies  $\hat{X} = \hat{X}^\dagger$ . Moreover, this is the most general form of a  $2 \times 2$  Hermitian matrix. This means that there is a one-to-one map between 4-vectors  $X$  and  $2 \times 2$  Hermitian matrices. We can equally well take the latter to define a point in Minkowski space.

We learned earlier that Minkowski space comes equipped with an inner product structure on 4-vectors. The inner product  $X \cdot X$  measures the distance in spacetime between the origin and the point  $X$ . But this is very natural in terms of the matrix language: it is simply the determinant

$$X \cdot X = \det \hat{X} = c^2 t^2 - x^2 - y^2 - z^2$$

With this new way of labelling points in Minkowski space using the matrices  $\hat{X}$ , we can return to think about Lorentz transformations. Recall that, by definition, a Lorentz transformation is a linear map which preserves the inner-product structure on Minkowski space. Let's consider a general matrix  $A \in SL(2, \mathbf{C})$ . We can use this to define a linear map

$$\hat{X} \rightarrow \hat{X}' = A \hat{X} A^\dagger \tag{7.36}$$

By construction, if  $\hat{X} = \hat{X}^\dagger$  then we also have  $\hat{X}' = (\hat{X}')^\dagger$ , so  $\hat{X}'$  also defines a point in Minkowski space. Moreover,

$$\det \hat{X}' = \det(A\hat{X}A^\dagger) = \det A \det \hat{X} \det A^\dagger = \det \hat{X}$$

where the last equality follows because  $\det A = 1$ . This means that the map (7.36) preserves the inner product on Minkowski space and therefore defines a Lorentz transformation.

We may wonder if all Lorentz transformations can be implemented by suitable choices of  $A$ . The answer is yes. We'll exhibit the map explicitly below, but first let's just count the dimension of the two groups to make sure we stand a chance of it working. A general complex  $2 \times 2$  matrix has 4 complex entries. The requirement that its determinant is 1 reduces this to 3 complex parameters, or 6 real parameters. This agrees with the dimension of the Lorentz group:  $6 = 3 \text{ rotations} + 3 \text{ boosts}$ .

Although the dimensions of  $SO^+(1, 3)$  and  $SL(2, \mathbf{C})$  are equal, they are not quite the same groups. In some sense,  $SL(2, \mathbf{C})$  is twice as big. The reason is that the matrices  $A$  and  $-A$  both implement the same Lorentz transformation in (7.36). We say that  $SL(2, \mathbf{C})$  is the double cover of  $SO^+(1, 3)$  or, alternatively,

$$SO^+(1, 3) \cong SL(2, \mathbf{C})/\mathbf{Z}_2$$

Mathematically, there is a 2:1 group homomorphism between  $SL(2, \mathbf{C})$  and  $SO^+(1, 3)$ . The word “homomorphism” means that the group structure is preserved under this map. The existence of this double cover leads to some quite extraordinary consequences. But, before we get to these, let's first just look at how the map works in more detail.

## Rotations

We've seen that points in Minkowski space can be written as a 4-vector  $X$  or Hermitian matrix  $\hat{X}$ . Meanwhile, Lorentz transformations act as  $X \rightarrow \Lambda X$  or  $\hat{X} \rightarrow A\hat{X}A^\dagger$ . Here we would like to be more explicit about which matrices  $A$  correspond to the different Lorentz transformations.

We start with rotations. By definition, these are the transformations which leave time untouched. From (7.36), this means that we want matrices  $A$  which map  $\hat{X} = ct \, 1$  (where 1 here is the unit  $2 \times 2$  matrix) to itself. In other words, rotations should obey

$$AA^\dagger = 1$$

But such matrices are familiar unitary matrices. We learn that rotations sit in the subgroup  $A \in SU(2) \subset SL(2, \mathbf{C})$ . You may be used to thinking of the rotation group

as  $SO(3)$  rather than  $SU(2)$ . But these are almost the same thing:  $SU(2)$  is the double cover of  $SO(3)$ ,

$$SO(3) \cong SU(2)/\mathbf{Z}_2$$

Let's see how this equivalence between matrices  $R \in SO(3)$  matrices and  $A \in SU(2)$  works. For rotations around the  $x$ -axis, we have

$$R = \begin{pmatrix} 1 & 0 & 0 \\ 0 & \cos \theta & \sin \theta \\ 0 & -\sin \theta & \cos \theta \end{pmatrix} \longleftrightarrow A = \pm \begin{pmatrix} \cos(\theta/2) & i \sin(\theta/2) \\ i \sin(\theta/2) & \cos(\theta/2) \end{pmatrix}$$

To see this, you just need to substitute the matrix  $A$  into the map (7.36) and check that it reproduces the same rotation as the matrix  $R$ . Note the  $\pm$  possibility on  $A$  which reflects the fact that  $SL(2, \mathbf{C})$  is the double cover of the Lorentz group. This is also related to the fact that the angle in  $A$  is  $\theta/2$  rather than  $\theta$ : we will return to this shortly. For rotations about the  $y$ -axis, we have

$$R = \begin{pmatrix} \cos \theta & 0 & -\sin \theta \\ 0 & 1 & 0 \\ \sin \theta & 0 & \cos \theta \end{pmatrix} \longleftrightarrow A = \pm \begin{pmatrix} \cos(\theta/2) & \sin(\theta/2) \\ -\sin(\theta/2) & \cos(\theta/2) \end{pmatrix}$$

Finally, for rotations about the  $z$ -axis, we have

$$R = \begin{pmatrix} \cos \theta & \sin \theta & 0 \\ -\sin \theta & \cos \theta & 0 \\ 0 & 0 & 1 \end{pmatrix} \longleftrightarrow A = \pm \begin{pmatrix} e^{i\theta/2} & 0 \\ 0 & e^{-i\theta/2} \end{pmatrix}$$

There's a somewhat nicer way of writing these matrices which makes their structure clearer. To see this, we first need to introduce the *Pauli matrices*,

$$\sigma^1 = \begin{pmatrix} 0 & 1 \\ 1 & 0 \end{pmatrix}, \quad \sigma^2 = \begin{pmatrix} 0 & -i \\ i & 0 \end{pmatrix}, \quad \sigma^3 = \begin{pmatrix} 1 & 0 \\ 0 & -1 \end{pmatrix} \quad (7.37)$$

Together with the unit matrix, these form a basis of  $2 \times 2$  Hermitian matrices. They have the nice property that  $\sigma^i \sigma^j = \delta^{ij} + i\epsilon^{ijk} \sigma^k$ . In general, a rotation by angle  $\theta$  around an axis with unit vector  $\vec{n}$  is associated to the unitary matrix

$$A = \pm \exp \left( \frac{i\theta}{2} n^i \sigma^i \right) \quad (7.38)$$

Of course, the discussion above also tells us how the rotations fit within the Lorentz group. The matrix  $A$  remains unchanged, while the Lorentz transformation  $\Lambda$  is constructed by embedding the orthogonal matrix  $R$  in the lower-right block as shown in (7.15).

## Boosts

The Pauli matrices also provide a simple way to describe the  $A \in SL(2, \mathbf{C})$  corresponding to Lorentz boosts. A boost with rapidity  $\varphi$  in the direction  $\vec{n}$  is associated to

$$A = \pm \exp\left(-\frac{\varphi}{2} n^i \sigma^i\right) \quad (7.39)$$

Unlike rotations, these matrices are not unitary. This ensures that they affect the time component. Again, you can check that this reproduces the Lorentz boosts of the form (7.17) simply by substituting this expression for  $A$  into the map (7.36). For example, a boost in the  $z$ -direction is given by the matrix

$$A = \begin{pmatrix} e^{-\varphi/2} & 0 \\ 0 & e^{+\varphi/2} \end{pmatrix} \Rightarrow A \hat{X} A^\dagger = \hat{X}' = \begin{pmatrix} e^{-\varphi}(t+z) & x-iy \\ x+iy & e^{+\varphi}(t-z) \end{pmatrix}$$

This tells us that  $x$  and  $y$  are left unchanged, while  $t' + z' = e^{-\varphi}(t+z)$  and  $t' - z' = e^{+\varphi}(t-z)$ . Doing the algebra gives

$$t' = \cosh \varphi t - \sinh \varphi z, \quad z' = \cosh \varphi z - \sinh \varphi t$$

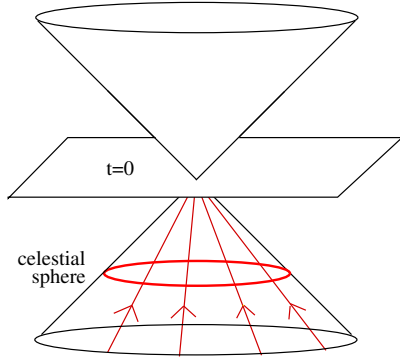
which indeed agrees with the usual form of the Lorentz transformation (7.17) written in terms of the rapidity.

### 7.6.2 What the Observer Actually Observes

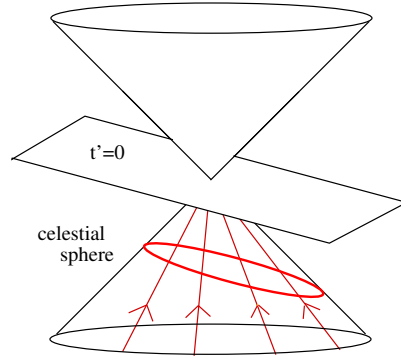
There's a rather nice application of the above formalism. In Section 7.2, when we first encountered relativistic phenomena such as length contraction, we stressed that different observers ascribe different coordinates to spacetime events. But this is not the same thing as what the observer actually sees, for this also involves the time that the light took to travel from the event to the observer. So this leaves open the question: what *does* an observer observe? What do Lorentz contracted objects really look like? As we will now show, writing the Lorentz group as  $SL(2, \mathbf{C})$  gives a wonderfully elegant way to answer this question. Moreover, what we will find is somewhat surprising.

What an observer actually sees are, of course, light rays. As objects move through Minkowski space, they emit light which then propagates to the position of the observer. We've drawn this in the diagrams, both of which have the observer placed at the origin of Minkowski space. We've also drawn the future and past lightcones emitted from the origin.





**Figure 60:** The celestial sphere for one observer...



**Figure 61:** ...and for another

In the left-hand figure, the observer is assumed to be stationary with time coordinate  $t$ . At each fixed moment in time,  $t$ , the light rays form a sphere  $\mathbf{S}^2$ . This is drawn as the red circle in the past lightcone of the diagram. If we assume that no other object comes between this sphere and the observer, then the light rays intersecting the sphere are a good representation of what the observer actually sees. If he takes a snapshot of everything around him with some really super-doooper fancy camera, he would record the image on this sphere. This is sometimes given the name of the *celestial sphere*, reflecting the fact that this is how we should think of viewing the night sky (at least if the Earth wasn't obscuring half of it).

Let's now look at what an observer in a different inertial frame sees. This is shown in the right-hand figure. This second observer will also take a snapshot using his fancy camera as he passes through the origin. But this new observer's celestial sphere is given by null rays that sit at  $t' = \text{constant}$ . Although it's no longer obvious from the picture, we know that the space defined by the intersection of light rays with the constant  $t'$  hyperplane must still be a sphere simply because all inertial observers are equivalent. However, this new celestial sphere is clearly tilted with respect to the previous one.

The four light rays drawn in the figure intersect both celestial spheres. These light rays therefore provide a map between what the two observers see. This is a map between the two celestial spheres,  $\mathbf{S}^2 \rightarrow \mathbf{S}^2$ . Our goal is to construct this map.

This is where our new mathematical formalism comes in. Any point on a light ray is, by definition, at vanishing distance from the origin when measured in the Minkowski metric. Equivalently, the  $2 \times 2$  Hermitian matrix  $\hat{X}$  describing this point must have vanishing determinant. But there's a nice way to write down such matrices with zero determinant. We introduce a two-component complex vector,  $\xi_\alpha$  with  $\alpha = 1, 2$ . Then

we write

$$\hat{X} = \xi \xi^\dagger = \begin{pmatrix} |\xi_1|^2 & \xi_1 \xi_2^\dagger \\ \xi_2 \xi_1^\dagger & |\xi_2|^2 \end{pmatrix}$$

which, by construction, obeys  $\det \hat{X} = 0$ . It's simple to check that the most general Hermitian matrix  $\hat{X}$  with  $\det \hat{X} = 0$  and non-negative trace can be written in this way. (The non-negative trace condition means that  $\hat{X}$  lives in the future lightcone. We can always parameterise the past lightcone by  $\hat{X} = -\xi \xi^\dagger$ .) Note, however, that there's a redundancy in this description, since if we rotate both components of  $\xi$  by a phase, so that  $\xi \rightarrow e^{i\beta} \xi$ , then  $\hat{X}$  remains unchanged.

### An Aside: The Hopf Map

In our new notation, the celestial sphere at constant time  $t$  is simply given by

$$\xi^\dagger \xi = |\xi_1|^2 + |\xi_2|^2 = \text{constant} \quad (7.40)$$

There's actually some interesting maths in this statement. It's obvious that given two complex variables  $\xi_1$  and  $\xi_2$ , the equation (7.40) defines a 3-dimensional sphere  $\mathbf{S}^3$ . What's perhaps less obvious, but nonetheless true, is that if we identify all points on  $\mathbf{S}^3$  related by  $\xi \rightarrow e^{i\beta} \xi$ , then we get a 2-dimensional sphere  $\mathbf{S}^2$ . In mathematical language, we say that  $\mathbf{S}^3/U(1) \cong \mathbf{S}^2$ .

It's simple to write directly the map  $\mathbf{S}^3 \rightarrow \mathbf{S}^2$ . Given a complex 2-vector,  $\xi$ , obeying  $\xi^\dagger \xi = 1$ , you can define 3 real numbers  $k^i$  by

$$k^i = \xi^\dagger \sigma^i \xi$$

where  $\sigma^i$  are the three Pauli matrices (7.37). Then a little algebra shows that  $k^i k^i = 1$ . In other words,  $k^i$  gives a point on  $\mathbf{S}^2$ . This map from  $\mathbf{S}^3$  to  $\mathbf{S}^2$  is called the *Hopf map*.

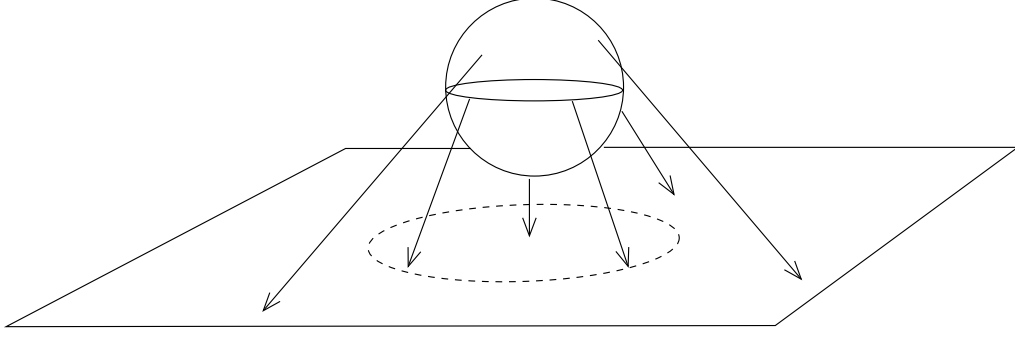
### Back to the Real World

Let's now use these new objects  $\xi$  to construct the map between the two celestial spheres. A nice fact is that Lorentz transformations act in a natural way on the two-component  $\xi$ . To see this, recall that

$$\hat{X}' = \xi' \xi'^\dagger = A \xi \xi^\dagger A^\dagger$$

But we can view this as a transformation of  $\xi$  itself. We have simply the  $SL(2, \mathbf{C})$  transformation

$$\xi' = A \xi \quad (7.41)$$



**Figure 62:** The stereographic projection. The southern hemisphere is mapped to inside the dotted circle; the northern hemisphere is mapped to outside this circle.

However, this is not quite our mapping. We can start with a celestial sphere defined by (7.40) and act with a Lorentz transformation. The trouble is that the resulting space we get remains the first celestial sphere, just written in the second observer's coordinates. We still need to propagate the light rays forward and backwards so that they intersect the second celestial sphere.

To avoid this complication, it's best to think about these celestial spheres in a slightly different way. Rather than saying that they are defined at constant time, let's instead define them as equivalence classes of light rays. This means that we lose the information about where we are along the light ray: we only keep the information about which light ray we're talking about. Mathematically, this is very simple: to each  $\xi$  we associate a single complex number  $\omega \in \mathbf{C}$  by

$$\omega = \frac{\xi_1}{\xi_2}$$

The map from the celestial sphere  $\mathbf{S}^2 \rightarrow \mathbf{C}$  is known as *stereographic projection* and is shown in the figure. Strictly speaking,  $\omega$  parameterises  $\mathbf{C} \cup \{\infty\}$ , with the point at infinity included to accommodate the point  $\xi_2 = 0$ , which is the North pole of the celestial sphere. This extended complex plane is called the *Riemann sphere*.

Now the light rays seen by the first observer are labelled by  $\omega \in \mathbf{C}$  and form a celestial sphere. The light rays seen by the second observer are labelled by  $\omega' = \xi'_1/\xi'_2$  and form a different celestial sphere. A Lorentz transformation  $A \in SL(2, \mathbf{C})$  acts on  $\xi$  as (7.41) which, in terms of  $\omega$ , reads

$$\omega' = \frac{a\omega + b}{c\omega + d} \quad \text{where } A = \begin{pmatrix} a & b \\ c & d \end{pmatrix} \quad \text{and } ad - bc = 1 \quad (7.42)$$

This transformation on the complex plane is known as a *Möbius transformation*. It's simple to see that Möbius transformations form a group. In fact, from what we've seen above, you shouldn't be surprised to learn that the group of Möbius transformations is  $SL(2, \mathbf{C})$ , up to a discrete  $\mathbf{Z}_2$  identification.

Suppose now that the first observer sees an object on his celestial sphere that traces out some shape. After stereographic projection, that will result in a shape on the complex plane (perhaps passing through the point at infinity). This appears to the second observer to be transformed by (7.42). Upon taking the inverse stereographic projection, we will learn what shape the second observer really sees.

To make progress, we should look at a simple example. And the simplest example is for an object which is itself a sphere. This means that, when stationary with respect to the first observer, the outline of the object looks like a circle. What does the second observer see? To answer this, I'll need to invoke some simple facts about stereographic projection and Möbius transformations. Although I won't prove them, they are among the most basic properties of these transformations and will be proven in next year's Geometry course. The facts are:

- The stereographic projection maps circles on the sphere to circles or lines on the plane.
- Möbius transformations map circles and lines on the plane to circles or lines on the plane.

Hiding behind these facts is the statement that both maps are conformal, meaning that they preserve angles. But, for us, the upshot is that a circle on the first celestial sphere is mapped under a Lorentz transformation to a circle on the second.

Let's pause to take this in. The first observer saw an object which had the shape of a circle. Based on the arguments of Lorentz contraction, you might expect that the second observer sees a squashed circle, maybe an ellipse. Yet this is not what happens. Instead, the second observer also sees a circle! The effects of the time of flight of light completely eliminate the Lorentz contraction. This fact was only realised more than 50 years after Einstein's formulation of special relativity when it was discovered independently by Terrell and Penrose. It is sometimes said to be the "invisibility of the Lorentz contraction". Note that it doesn't mean that the effects of Lorentz contraction that we discussed before are not real. It just means that you don't get to see them if you take a picture of a sphere. Moreover, if you look more closely you find that there are things that change. For example, if you paint a picture on the surface of the sphere, this will appear deformed to the other observer.

### 7.6.3 Spinors

Finally, we're in a position to explain what the title of Section 7.6 means. A *spinor* is simply a two-dimensional complex vector  $\xi$  which, under a Lorentz transformation  $A \in SL(2, \mathbf{C})$ , changes as  $\xi \rightarrow A\xi$ .

(Some confusing caveats:  $\xi$  defined in this way is known as a *Weyl spinor*. In fact, strictly speaking, it is known as a left-handed Weyl spinor. For reasons that I won't go into here, we can also define something called a right-handed Weyl spinor by exchanging  $\varphi \rightarrow -\varphi$  in the definition of the boosts (7.39). Then combining a left-handed Weyl spinor together with a right-handed Weyl spinor gives a four component complex object that is called a *Dirac Spinor*. See, I told you it would be confusing!)

We've already seen how spinors can be used to describe light rays. But this is not their only use; they have much more a life of their own. Before I describe this, let me firstly explain a property that makes it very surprising that spinors have any real relevance in the world. This harks back to the observation that  $SL(2, \mathbf{C})$  is the double cover of the Lorentz group. Suppose that there is some object in the Universe that is actually described by a spinor. This means, in particular, that the state of the object with  $\xi$  is different from the state of the object with  $-\xi$ . What happens when we rotate this object? Well, we've already seen how to enact a rotation using  $SL(2, \mathbf{C})$  matrices: they are given by (7.38). Except if we're acting on spinors we need to make a decision: do we pick  $+A$  or do we pick  $-A$ ? Because, unlike the action on Minkowski space, these two different matrices will result in different states  $\xi$  after a rotation. It doesn't actually matter which choice we pick, as long as we make one. So let's decide that a rotation about an axis  $n^i$  acts on a spinor by

$$\xi \rightarrow \exp\left(\frac{i\theta}{2}n^i\sigma^i\right)\xi$$

This all seems fine. The surprise comes when we look at what happens if we rotate the spinor by  $2\pi$ . It doesn't come back to itself. Instead, after a rotation by  $2\pi$  we find  $\xi \rightarrow -\xi$ . We have to rotate by  $4\pi$  to get the spinor to return to itself!

Wouldn't it be astonishing if there were objects in the Universe which had this property: that you could rotate them and find that they didn't come back to themselves. This is even more astonishing when you realise that rotating an object is the same thing as walking around it. If such objects existed, you would be able to circle them once and see that the object sits in a different state just because you walked around it. How weird would that be?

Well, such objects exist. What's more, they're the same objects that you and I are made of: electrons and protons and neutrons. All of these particles carry a little angular momentum whose direction is described by a spinor rather than a vector. This means that Nature makes use of all the pretty mathematics that we've introduced in this section. The symmetry group of the Universe we live in is not the Lorentz group  $SO^+(1, 3)$ . Instead, it is the double cover  $SL(2, \mathbf{C})$ . And the basic building blocks of matter have subtle and wonderful properties. Turn an electron  $360^\circ$  and it isn't the same; turn it  $720^\circ$  and you're back to where you started. If you want to learn more about this, you can find deeper explanations in the lecture notes on [Quantum Field Theory](#).